



# ACHARYA INSTITUTE OF TECHNOLOGY

(Affiliated to Visvesvaraya Technological University, Belagavi, Approved by AICTE, New Delhi and Accredited by NBA and NAAC)

Date: 17/05/2018

## CERTIFICATE

This is to certify that **Ms. Harsha H S** bearing USN **1AY16MBA25** is a bonafide student of Master of Business Administration course of the Institute 2016-18 batch, affiliated to Visvesvaraya Technological University, Belgaum. Project report on “**A Study on Cost Control Analysis**” At **KS&DL, Bangalore** is prepared by her under the guidance of **Dr. Ramanaih G** in partial fulfillment of the requirements for the award of the degree of Master of Business Administration, Visvesvaraya Technological University, Belgaum, Karnataka.

Signature of Internal Guide

Signature of HOD

Head of the Department  
Department of MBA  
Acharya Institute of Technology  
Soldevanahalli, Bangalore-560 107

Signature of Principal

PRINCIPAL  
ACHARYA INSTITUTE OF TECHNOLOGY  
Soldevanahalli Bangalore-560 107

ACHARYA



ಕರ್ನಾಟಕ ಸಾಬೂನು ಮತ್ತು ಮಾರ್ಜಕ ನಿಯಮಿತ  
(ಕರ್ನಾಟಕ ಸರ್ಕಾರದ ಸ್ವಾಮ್ಯಕ್ಕೆ ಒಳಪಟ್ಟಿದೆ)  
**Karnataka Soaps & Detergents Limited**  
(A Government of Karnataka Undertaking)



KSDL/HRD/59[C]-A/2018-19/ 28


Date:06.04.2018

**CERTIFICATE**

This is to certify that **Ms.Harsha.H.S**, Student of MBA,**USN:1AY16MBA25**, of Acharya Institute of Technology,Acharya Dr.Sarvepalli Radha Krishna Road,Soldavanahalli, Bengaluru-560 090. Affiliated to Visveswaraya Technological University, Belagavi, has done Project work “**A Study on Cost Control Analysis**” at Karnataka Soaps & Detergents Limited, Bengaluru-560 055, from:**16.01.2018 to 24.03.2018**.

During her Project work in our Company, we found her Character & Conduct is Good.

We wish her success in Life and Career.

  
ASST.GENERAL MANAGER  
[Human Resource & Development]  
Karnataka Soaps & Detergents Limited  
# 27, Industrial Suburb,  
Bengaluru-Pune Highway,  
Rajajinagar, Bengaluru-560 055

## DECLARATION

I **Harsha .H.S**, hereby declare that the Project report entitled A case study on Cost Control Analysis at KS&DL, Bangalore) prepared by me under the guidance of **Dr. Ramanaiah .G** faculty of M.B.A Department Acharya Institute of Technology and external assistance by **Mr. G Ravi Asst Accounts Manager at KS&DL**. I also declare that this Project work is towards the partial fulfillment of the university regulations for the award of degree of Master of Business Administration by Visvesvaraya Technological University, Belgaum. I have undergone a summer project for a period of 10 weeks. I further declare that this Project is based on the original study undertaken by me and has not been submitted for the award of any degree/diploma from any other University / Institution.

**Place: Bangalore**

**Date: 24-5-2018**

  
**Harsha .H.S**

## ACKNOWLEDGEMENT

The satisfaction and euphoria that accompany the successful completion of any work would be incomplete without the mention of the people who have made it possible whose constant guidance and encouragement served as a beacon of life and crowned my efforts with success.

I wish to pledge and reward my deep sense of gratitude for all those who have made this project come alive.

My sincere thanks to **Dr. S.C Pilli** Principal, Acharya Institute of Technology, Bangalore for the academic support given for pursuing this project.

There is not enough word to offer my vote of thanks to **Dr. Nijaguna.G** Head of Department of MBA, AIT Bangalore for his help in initiating the project report in advance for the regular motivation.

I am gratefully indebted to my internal guide **Dr. Ramanaiah .G** Professor, Department of MBA, ACHARYA INSTITUTE OF TECHNOLOGY, BANGALORE for encouraging me and for his constant support throughout the course of the project and helping me to complete it successfully.

I would like to thank the Manager **Mr. G Ravi** (External Guide) for allowing me to undertake this project work at Karnataka Soaps and Detergents Limited. Last but not the least; I would like to thank all the employees of KS&DL, Bangalore for their immense support and cooperation given to me during working on this project.

Place: Bangalore

Date:

**HARSHA .H.S**

## TABLE OF CONTENTS

<b><u>Chapter No's</u></b>	<b><u>Chapter Name</u></b>	<b><u>Page Numbers</u></b>
<b>1</b>	<b>Introduction</b> <ul style="list-style-type: none"><li>• <b>Industry profile and company profile</b></li><li>• Promoters, vision, mission and quality policy</li><li>• Products profile</li><li>• Areas of operation</li><li>• Infrastructure facility</li><li>• Competitor's information</li><li>• SWOT Analysis</li><li>• Future growth and prospectus</li><li>• Financial Statement</li></ul>	<b>3-25</b>
<b>2</b>	<b>Conceptual background and Literature review</b>	<b>27-37</b>
	<b>Literature Review</b>	<b>37-43</b>
<b>3</b>	<b>Research Design</b> <ul style="list-style-type: none"><li>• Statement of the problem</li><li>• Need for the study</li><li>• Objectives</li><li>• Scope of the study</li><li>• Research methodology</li><li>• Limitations</li><li>• Chapter scheme</li></ul>	<b>45-48</b>
<b>4</b>	<b>Data Analysis and Interpretation</b>	<b>50-73</b>
<b>5</b>	<b>Summary of Findings, Suggestions and Conclusion</b>	<b>75-77</b>
<b>6</b>	<b>Bibliography</b>	<b>78-79</b>

## LIST OF TABLES

<b>TABLE NO</b>	<b>TITLE</b>	<b>PAGE NO</b>
1	Company profile	7
2	Milestone of the company	9
3	Board of Directors	11
4	Products manufactured by KS&DL	21
5	Table no:4.1 Materials consumed	53
6	Table no:4.1.1 Material cost	54
7	Table no: 4.2 Value of Imported & Indigenous material consumed	56
8	Table no:4.3 Labour cost sheet	58
9	Table no:4.3.1 Labour Cost	59
10	Table no:4.4 Total Production Cost	62
11	Table no:4.4.1 Production Overhead	63
12	Table no:4.5 Value of Production	65
13	Table no:4.5.1 Prime cost	66
14	Table no:4.6 Total Administration overhead	67

	expenses	
15	Table no:4.6.1 Administration overhead	68
16	Table no:4.7 Selling & Distribution Overhead	69
17	Table no:4.8 Total Sales	71
18	Table no:4.9 Profit	72

### LIST OF GRAPHS (VARIANCE)

<b>Graph NO</b>	<b>TITLE</b>	<b>PAGE NO</b>
1	Graph no: 4.1.1(a) Material Cost	55
2	Graph no:4.2 (a) value of Imported & Indigenous material consumed	57
3	Graph no:4.3.1(a) Labour Cost	60
4	Graph no:4.4.1(a)Production overhead	64
5	Graph no:4.5.1(a) Prime cost	66
6	Graph no:4.6.1(a) Administration overheads	68
7	Graph no:4.7(a) Selling & Distribution overhead	70
8	Graph no:4.8(a) Total Sales	71
9	Graph no:4.9(a) Profit	73



## **EXECUTIVE SUMMARY**

Partial fulfillment of MBA I was appropriate to abide internship of 10 weeks. With account to that I accept able this address on “An abstraction on Cost Control Analysis” which is conducted at Karnataka Soaps & Detergents Limited, Bangalore.

This assess planned An profound plunge, the vast majority paramount Components that influence average cost in the agency need aid those number about stamp operations, the expense of materials, those chiefs in control of generation and, Similarly as an altered expense factor, those number about units prepared.

In an awful advancing market, amount ascendancy is the aloof best access to addition income. This is as a aftereffect in an advancing economy, A close will accept below ascendancy in the prices for its items. So, the point back those acquaint fixes those costs for its products, the close charge to ascendancy its amount Furthermore accumulate them below those amount so as will accretion benefits. Here those cost control assumes magic part.

Material costs are an additional key expense part that must make controlled a result it need a leveraged sway on normal cosset. To each \$1. 00 used once material costs, there is An \$ 1. 37 build on normal cosset. The organization ought frightened Toward material passing Throughout handling and ought likewise search for less expensive or a greater amount cost efficient material to utilize done creation. These variables bring impact around material cost, which thus influences our focus variables, normal expense.

Should examination An investigation ahead cost control analysis done Karnataka soaps & detergents limited, those financial information for 5 a considerable length of time need been measured that is 2012-2013 on 2016-2017 likewise Overheads & Cost sheets for 5 quite some time would analyzed What's more interpreted In light of the information gave by the organization. Starting with the ponder it is watched that the organization doesn't keep up cost record but process costing. Finally, whatever information gathered in regards to agency execution demonstrates useful effect Furthermore i wish to keep on going the same execution Also give the great administrations on our Karnataka public.

# CHAPTER – 1

## Introduction

## **1.1 INTRODUCTION ABOUT THE INTERNSHIP:**

Summer internship project is a 10 weeks program and project work are an integral part of a curriculum of VTU. MBA may be an instrument should span the hole between classroom idea figure out also its materialness in the corporate world. The 10 weeks program will enable the students to gain insights and exposure to the industry. The first two weeks of internship will provide industry and company details. The study in the further weeks will cover areas of result based on the specialized topic.

This report has under taken the research in the area of finance based on the study of Cost Control Analysis at Karnataka Soaps & Detergents Limited, Bangalore.

### **TOPIC CHOSEN FOR THE STUDY:**

“A Study on Cost Control Analysis at Karnataka Soaps & Detergents Limited (KSDL)” in Bangalore.

## **1.2 INDUSTRY PROFILE AND COMPANY PROFILE:**

### **INDUSTRY PROFILE:**

Soaps are one of the products which have turned out to be fundamental piece of the life of present day world. Since it is non-strong customer products, there is an extensive market for it. The entire soaps industry is encountering changes because of endless reasons, for example, govt relations condition and vitality issues increments cost of crude materials etc.

More soaps make are attempting to catch an ordering piece of the overall industry by presenting new items. The soap business in India faces a vicious rivalry with multinational organizations command market. cleanser is created by a saponification or essential hydrolysis response of a fat or oil. Presently, sodium carbonate or sodium hydroxide utilized to kill unsaturated fat and change over it to the salt.

### **History of Soap Industry:**

soaps fabricating has been begun in North America. Some American organizations with understood names begun 200 years back

In 1192 A.D. the principal business cluster of soaps has been made and promoted by M/s Bristol soaps advertise in London, from that point in 1662 A.D. Those patent for preparing cleansers might have been taken in London. World use about soaps in 1884 A.S. has been said should a chance to be 2lakh tones for each annum.

### **Global Scenario:**

The toilet soaps bazaar is estimated at 5,30,000 tap including baby imports. The bazaar is blowzy over with several, arch civic and all-around brands and an ample cardinal of baby brands which accept bound markets. The accepted and exceptional brands include Avon, Colgate-Palmolive, Godrej Consumer Products ltd, Dial Corp., Hindustan Uni-Liver ltd, Henkel, P & G ltd etc.

### **The World Market for Soaps:**

- Around RS 4000 billion deals in the quite a while 2000.
- Couple multinationals would bedeviled in the all-around cleansers advertise.
- Cumulative anniversary advance amount (CAGR) of soaps amid 1995-2000 has been aloft about 29%.
- Unilever, P&G, Colgate and Palmolive and Johnson & Johnson is about the top all-around players.

### **Domestic Scenario:**

During the British rule in India, lever Brothers England acquainted up to date soaps Toward importing Also showcasing them to India. However, north West cleanser shares of the organization made those primary soap assembling plant clinched alongside India, which might have been arranged in city for Meerut, in the state Uttar Pradesh. Previously, 1897, advertising frosty procedure soaps.

Throughout universe war I, soaps industry floundered, be that then afterward those war, the business flourished throughout those organizations in the nation. Mr. Jamshed ji Tata set up India's 1st indigenous soaps manufacturing units the point when he bought alright coconut oil to cooking Furthermore made cured chilly transform clothing soaps that were sold seemed on the showcase on the initial 1930's.

**Growth of Indian Industry:** The significant players for Indian business need aid HLL (Hindustan lever Ltd.), P&G India Ltd, Nirma Ltd, Godrej, & so on. The soaps industry may be a develop business Furthermore developing at a normal rate from claiming around 5-6% for every annum, by volume and may be required to expand its rate of development will around 7-8% to next couple from claiming A long time.

Size of the Industry	The Indian soap business incorporates over 700 organizations for joined together 12-month income about \$ 17 billion.
Geographical distribution	Every last one of major metropolitan urban areas.
Out per annm	Indian for every capita utilization of cleanser is in 460 Gms for every annum.
Market capitalization	70% about India's populace resides in rustic regions What's more around half of the soaps are robust in the provincial business sectors.

The Indian cleanser business begun and Johnson had proceeded should outfit delicately until 1967-68 Anyhow started to stagnate What's more before long it off will recoup Furthermore encountered a short upswing clinched alongside 1974. This expands sought after camwood a chance to be attributed expected to:

- development from claiming populace.
- pay Furthermore utilization expand.
- expand clinched alongside urbanization.
- development clinched alongside level about personal cleanliness.

### **Classification of soap manufacturers:**

Mainly soap manufacturer has 2 sectors:

- Organized
- Unorganized

Where **KS&DL** comes under the **organized sector**.

## **Employment Opportunities:**

Indian cleanser business has tremendous chances in the manufacturing organizations of cleansers to graduates Also post graduates in the region from marketing, financing, administration, publicizing Furthermore chances for the models to gesture clinched alongside ads for the soaps.

## **COMPANY PROFILE:**

### **Introduction:**

**“Karnataka Soaps and Detergents Limited, a successor of the legislature soaps factory, which will be a standout amongst the premier processing plants Around those Indian soaps industries”.**

Origin of sandalwood also its oil clinched alongside Karnataka, which will be utilized within making about Mysore shoe Soap, will be great known as **“Fragrant Ambassador of India”** Furthermore sandalwood oil is indeed called as **“Liquid Gold”**.

Mysore Maharaja by sowing the beginning seeds of KS&DL on the out skirts of Kati forest, abreast Bangalore in 1918. The activity took shape with the engineering accomplishment and ability of a top-level aggregation with the analysis of the Divan of Mysore Late Sir.M. Visvesvaraya and with the account of Scientists Late Sir.S.G. Shastri, who bigger and fabricated the action absolute of, accomplishment of sandalwood oil and world-famous Mysore Sandal Soap.

Founders of Mysore Sandal Soap:

Nalwadi Krishna raja Wadiyar      Sir M. Visvesvaraya      Sir S.G. Shastri



## History of KS&DL:

Eventually inspiration of highness Maharaja of Mysore late Jayachamarajendra Wadiyar, those exchanging about sandalwood logs off which might have been exported to Europe Also new destinations, anyway for beginning of first world war India faced extreme emergency on the benefits of the business of sandalwood. This circumstance provided for climb should begin an industry, which produces worth included items I. E., from claiming sandalwood oil. Height maharaja of Mysore made this circumstance under a chance by sowing those seed about legislature sandalwood oil factory, which will be those available KS&DL. Those projects might have been formed with the building aptitudes and finesse of the top banana level late sir m Visvesvaraya, those great engineer who might have been those mamoncillo behind the venture.

Those maharaja for Mysore & diwan sir m Visvesvaraya created the legislature cleanser plant Throughout the year!918. Those plant might have been beginning a little unit close to k. R. Circle, Bangalore for those ability from claiming 100 tonsils for every annum on 1918. Then, the plant moved its operation to Rajajinagar streamlined Area, Bangalore clinched alongside July 1957. Those plant involves a territory about 42 sections of land on the Bangalore-Pune roadway undoubtedly open Toward transport administration Furthermore correspondence. **Year of Incorporation:**

The company was incorporated in 1918 by the Maharaja of Mysore.

<b>Incorporation Name</b>	Karnataka Soaps & Detergents Limited.
<b>Address</b>	Karnataka Soaps & Detergents Limited. Bangalore Pune Highway Post BoxNo.5531, Rajajinagar Bangalore-560055 Ph:080-3377691 Email: mysosandal@vsnl.com Website: <a href="http://www.mysosandal.com">www.mysosandal.com</a>
<b>Year of Establishment</b>	1918
<b>Constitution</b>	Wholly owned by government of Karnataka

<b>Management</b>	Govt. of Karnataka nominates/ appoints, Board of Directors, Chairman & MD
<b>Renamed</b>	1980
<b>Trademark</b>	The trademark is SHARABHA
<b>At Bangalore</b>	Soap plant,  Detergent plant,  Fatty acid plant
<b>At Mysore</b>	Sandalwood oil, Agarbathies
<b>At Shimoga</b>	Duty paid godown

### **Renaming of the Company:**

On October 1st 1980, the legislature soap plant might have been renamed Concerning illustration “Karnataka Soaps & Detergents”. The organization might have been enrolled Similarly as a general public limited company. Today KSDL creates varieties of items in latrine Soaps, Detergents, Agarbathies Also talcum powder. KS&DL need been manufactured up with rich convention for the nature from claiming items. Mysore shoe soaps those No:1 anyplace in planet.

### **Trade Mark of Mysore Sandal Soap: THE “SHARABHA”**

Cutting on cover will be ‘SHARABHA’, those trademarks of KS&DL. Those Sharabha may be fanciful making from those puranas also embodies the joined ethics from wisdom, valor also strength, same time may be illustrated clinched alongside body of lion with head of elephant.





It might have been embraced Concerning illustration an official image of KS&DL on symbolize the rationality of organization. Those symbolized control those uprooted imperfections also impurities.

**SLOGAN:**

**“NATURAL PRODUCT WITH EXOTIC FRAGRANCES”**

**Nature of Business:**

The organization “Karnataka soaps & Detergents” may be a premiere soap manufacturing organization built in the state from claiming Karnataka. Its way about business is essentially manufacturing of toilet soaps along with soaps, detergents, incense sticks, talcum powder etc.

The organization may be in operation to Practically Hundred A long time for an extensive variety of item portfolios that extend from straightforward soaps should aroma soaps and detergents. Its item go will be customized on help those necessities of the clients starting with both the higher and more level salary strata of the particular social order.

**Milestone of Company:**

1918	Govt soap factory established by Mysore maharaja with limit for 112MTs/ annum close to cubbon park, Bangalore and the MYSORE SANDAL SOAP might have been acquainted under the business sector for the first time.
1932	Toilet soap creation limit might have been improved with 750MTs/ annum.
1944	The second sandalwood oil extraction plant has been established in Shimoga.
1954	Base stone was by Sir M. Visvesvaraya for the starting of new manufacturing at Rajajinagar, Industrial Suburb, Bangalore.
1957	Plant was moved from cubbon park to the new premises.
1970	Preparation limit was expanded with 6000 MTs/ annum, in the period insightful for parallel modernization for Different manufacturing supplies.
1974	Mysore Sales International Limited might have been designated Similarly as those sole offering operators about advertising its items.
1992	Company need confronted altogether firm rival after liberalization in the organizations in the nation from diverse Multi-National organizations.

1999	Organization might have been confirmed for ISO 9001:1994 Confirmation Toward BSI for its compelling usage of Quality Management System.
2000	Agency might have been confirmed with ISO 14001 affirmation by BSI for its viable execution of Environmental Management System.
2005	<p>a) Launched new natural care soaps of 100gm contain 19 herbs and leaves extracted perfumes.</p> <p>b) Geographical indication registry</p> <ul style="list-style-type: none"> <li>• Mysore Sandal Soap</li> <li>• Mysore Sandal Oil</li> </ul>
2006	ICWAI national award for excellence
2007	KSDL Prime Products, Mysore Sandalwood Soap and oil are accepted with bounded break as the bookish acreage of India as per the bounded adumbration of appurtenances act 1999.
2008	Agency need acquainted hand Wash Fluids under those exchange Stamp from claiming natural Wash also rose hand wash. Organization need also acquainted fluid cleanser under the exchange mark from claiming KLEENOL with distinctive variants about floor wash, dish wash Also auto Wash.
2009	Agency need created In-House state of the specialty Manufacturing offices to assembling Furthermore filling for Mysore shoe talcum powder also Mysore shoe baby powder.
2010	Won Karnataka Chief Minister's "RATNA AWARD" for profited Government.
2011	Those research and development of the agency may be in the methodology advancement "THE MILLENIUM SOAP" new results in super claim to fame form wash, fluid soaps, room fresheners, particular figure shower aroma and immaculate shoe wood powders for little pockets.
2012	The company arrived at most elevated bargains turnover Also profit. Organization may be once progressive development for the most recent 10 A long time to expanding its creation & sales volume. The organization turnover need expanded from the quite a while 2003 to Rs. 262 crores Throughout those quite a while 2011-12.
2013	They arrived at most noteworthy turnover also benefits (322 crores over FY 2013) for 22nd aug "National grant to brilliance Manufacturing cost". KSDL might have been the victor openly manufacturing (medium association) category.

2014	The company arrived at most noteworthy deals turnover Also benefit Throughout 2013-14 Also may be around progressive development for the most recent 12 years by expanding its creation and bargain volume. Those turnover Throughout those quite a while 2013-14 might have been Rs. 353 crores with the net benefit of Rs. 32. 83 crores.
2015	Up arrangement of soap technology and allotment of new curve for assembly planned. The company's sales about-face and net accumulation during 2014-15 is Rs 357.02 crores and Rs 45.18 crores respectively, assuming the advance of the aggregation in agreement of assembly and sales year by year.
2016	The organization got compound remarkable fare on cosmetician also toiletries board Award on 8th February over Mumbai starting with Nirmala Seetharaman Ministry for business and industries Govt for India.

### BOARD OF DIRECTORS:

SL NO	NAME OF THE DIRECTOR	DESIGNATION ON THE BOARD OF KS&DL
1	H. R. Aigur, MLA.	Chairman
2	Dr. Shamla Iqbal, I.A. S	Managing Director
3	Dr. Chandrasekaran Chairman & prof, Dept. of Organic Chemistry Indian Institute of Science, Banglore-12	Director
4	Sri. Hanumanthappa Pandappa Elageri Mamtageri, Badami Taluk Bagalkot District.	Director
5	Dr. Arun Bapurao Patil Ekambari, Aurad Taluk, Bidar District.	Director
6	Sri. Muniraju No. 249, 9 <sup>th</sup> main Road, Arogya Layout, Srigandha kaval, Banglore-22	Director

7	Sri. G. Mohan Kumar No. 86, 3 <sup>rd</sup> cross, Muneshwara Block RMV 2 <sup>nd</sup> Stage Nagashetthalli, Bangalore.	Director
8	Sri. G. Raghunatha Bhimanayaka Thanda C.N. Halli, Tumkur District.	Director
9	Sri. Manjunath P Mathapathi 1 <sup>st</sup> Main Road, Behind Old LIC Office Mrutyunjaya Nagar, Ranebennur.	Director
10	Sri. V. Lokesh Gowda H.No.54, 1 <sup>st</sup> Main Road, 1 <sup>st</sup> Sanjeevini Nagar, Hegganahalli.	Director
11	Sri. Srinivas Suresh Patil Chikkalavala, Chikkodi Chikkodi Taluk, Belagavi District.	Director

**KS&DL has the following Departments:**

- ✚ Human Resource Dept (HRD)
- ✚ Production and Maintenance Dept (P&M)
- ✚ Marketing Dept (MKTG)
- ✚ Finance, Accounts & Audit Dept (Finance)
- ✚ Material and Store Dept (MTLS & Strs)
- ✚ Research & Development Dept (R & D)
- ✚ Quality Control Dept.
- ✚ Foreign Trade (FTD)
- ✚ Environment & Safety Dept.
- ✚ Welfare dept.
- ✚ Management Information System Dept.

## **Structure of Organization**

### **Basic of Departmentation:**

KS&DL may be a production concern of reasonably extensive size. Should be obvious here work insightful withdraw notice. It offices successful usage about labor Also Asset Also it will be a simple, economical also sensible organization design.

## **1.3 VISION, MISSION AND QUALITY POLICY:**

### **Vision Statements:**

- Keep pace for globalization, worldwide patterns & those state's strategy to use technology on every part for governance.
- Settling on accessible innovation organization item and administrations at the most moderate cost of the kin in large, for keeping for the policy of a welfare state.
- Settling on known crazy efforts to accomplish unfathomable profits.
- Above all with gain the precious foreign exchange, both of the state also to the country.

### **Mission Statements:**

- To serve those national economy.
- To Push purity & caliber items.
- To keep up those brand loyalties of its clients.
- To expand upon those reputation of Mysore shoe soap in light of pure sandal oil.

## **Quality Policy:**

KS&DL commits to “**Customer Delight**” from Total Quality Management & continue improvement by of all its employees.

### **ISO-9002 Certificate**

KS&DL with A convention about brilliance for through eight decades is conferred on customers delight, through Total Quality Management and nonstop improvement trough the contribution from employees.

### **ISO14001 Certificate**

- The organization is placed in the heart of the Bangalore city. ISO-14001 also ISO-9001 will offices with move forward those corporate brands in the worldwide market & it will help the organization will enhance those benefits year on long term basis. Environment management system embraced in the particular organization through this intention as follows:
  - Conversion of energy
  - Conversion of surrounding
  - Conversion of resources

### **ISO 14001 Environmental Policies of KS&DL**

- ✚ Is committed to bottle the natural ambiance in the assembly of its quality articles to the achievement of its customer.
- ✚ Would invite & implement activity to abate all impacts that are acceptable to be a source of affair to the environment.

### **Awards Accredited to KS&DL:**

- ❖ “Export Award” for the year 2006-2007 for excellence in Export Market.
- ❖ “National Award for Excellence in Cost Management and Good Performance for the year 2008”
- ❖ “Chief Minister’s Rathna Award” for the year 2009-2010.
- ❖ “National Award for Excellence in cost Management and Good performance for the year 2012”
- ❖ “SAMMAN PATRA Award given by office of the Chief Commissioner of central Excise, Bangalore Zone” for the year 2013-2014.

## 1.4 PRODUCT PROFILE:

KS&DL will be the genuine inheritors from claiming Brilliant legacy for Indian. It is proceeding those convention for excellence, utilizing main best east India grade sandalwood oil & sandalwood cleansers in the reality.

Products of KS&DL are divided into 5 categories:

- ✚ Toilet soaps
- ✚ Detergents
- ✚ Agarbathies
- ✚ Cosmetics
- ✚ Sandal wood oil
- ✚ Liquid hand wash

### TOILET SOAPS:



### SANDAL SOAP CARBOLIC SOAP




### MILLENNIUM SOAP



### HERBAL CARE SOAP



**GOLD SOAP**



**GOLD SIXER**



**GIFT PACK**



**BABY SOAP**




**ROSE SOAP**



**WAVE SOAP**



## DETERGENTS:



DETERGENT POWDER



LIQUID DETERGENT



DETERGENT SOAP

**SANDALWOOD BILLETS MYSORE SANDAL OIL:**



**SANDALWOOD BILLETS**



**SANDALWOOD OIL**



**SANDALWOOD SAPLING**

**AGARBATHIES:**



**NAGACHAMPA AGARBATHI**



**ROSE AGARBATHI**



**JASMINE AGARBATHI**




**MYSORE SANDAL DHOOP**



**REGULAR AGARBATHI**



**PREMIUM AGARBATHI**



**SIR M. V. 100 AGARBATHI**

**COSMETICS:**



**TALC POWDER**

**BABY POWDER**

**FACE PACK**

**BODY WASH**

**HANDWASH:**



**STRAUBERRY HANDWASH**

**PINEAPPLE HANDWASH**



**MANGO HANDWASH**



**CHOCOLATE HANDWASH**



**HERBAL HANDWASH**



**ROSE HANDWASH**

**PRODUCTS MANUFACTURED BY KS&DL:**

**TOILET SOAPS:**

NAME OF THE PRODUCT	UNITS OF GRAMS
Mysore Sandal Soap	75, 125
Classic Soap	75
Gold Soap	75, 125
Baby Soap	75
Special Sandal Soap	75
Rose Soap	100
Herbal Care Soap	100, 125

Jasmine Soap	100
Wave Soap	100
Lavender Soap	150
Bath Tablet	150
Classic Bath Tablet	150
Jasmine Bath Tablet	150
Mysore Special Sandal Tablet	150
Rose Tablet	150
Sandal Guest Tablet	17

**DETERGENTS:**

NAME OF THE PRODUCT	UNITS IN GRAMS
Detergent Powder	1000
Detergent Powder	500
Detergent Cake	125
Detergent Cake	250

**AGARBATHIES:**

PRODUCT NAME	GRMS/ NO OF STICKS
Premium	20 Sticks
Regular	20 sticks
Mysore Rose	20 Sticks
Nagachampa	20 and 40 Sticks
Suprabhatha	20 and 40 Sticks
Mysore Jasmine	35 gm Pack
Parijata	70 gm Pack
Sir M V 100	100 gm Pack
Bodhisatta	100 gm Pack
Venkateshwara	100 gm Pack
Durga	100 gm Pack
Ayyappa	100 gm Pack
Alif Laila	50 gm Pack

## **1.5 INFRASTRUCTURE FACILITIES:**

- Canteen facility
- Library
- Car standing
- Waiting room
- Rest rooms
- Air conditions rooms
- Good house keeping
- Good security

## **1.6 COMPETITORS INFORMATION:**

### **Competitors:**

#### **HUL:**

Hindustan Unilever Limited(HUL) is an Indian customer appurtenances aggregation based in Mumbai, Maharashtra. It is owned by Anglo-Dutch aggregation Unilever which owns a 67% authoritative allotment in HUL. HUL's articles accommodate foods, beverages, cleaning agents also personal care products.

#### **WIPRO:**

##### **Wipro consumer Care & Lighting**

WCCLG, a business assemblage of Wipro Limited operates in the FMCG articulation alms an advanced ambit of consumable commodities. Established in 1945, the first product to be alien by WCCLG was vegetable oil, after affected beneath the cast name "Sunflower Vanaspati". It offers personal care products, such as Wipro Baby Soft and Wipro Safe wash, toilet soaps like santoor and Chandrika as able-bodied as all-embracing brands like Yardley.

#### **Product Competitors:**

- LUX
- LIFEBOUY
- SANTOOR
- PEARS

- DETTOL
- REXONA

## **1.7 SWOT ANALYSIS OF KS&DL:**

### **STRENGTHS:**

- ❖ World's biggest generation for sandalwood oil.
- ❖ Differentiated product range keeps particular organization stable.
- ❖ Confirmed(certified) by ISO.
- ❖ Main soap for India that holds pure sandal and almond oil.
- ❖ Brand names starting with decades in soap business.
- ❖ Has really well dealership organize over south which ensures that products compass each client.

### **WEAKNESSES:**

- ❖ Dissemination system weak in north & east.
- ❖ High oriented expense(cost) because of excessive labor force.
- ❖ Absence of TV advertisement.

### **OPPORTUNITIES:**

- ❖ Skin care is accepting importance amid clients.
- ❖ Advantages of actuality in the industry for a continued time.
- ❖ Traditional allowances that sandal is acceptable for skin.
- ❖ Government abutment and ample production capacity.
- ❖ Existence of all-inclusive market also more demand.

### **THREATS:**

- ❖ There is a charge for renovating plant and machinery.
- ❖ Govt action may abate growth potential.
- ❖ Other competitor's articles such as Lux, Lifebuoy, Santoor, Rexona etc.
- ❖ Entry on new bunch (multinational) in soap business.



## 1.8 FUTURE GROWTH AND PROSPECTS:

- ✚ Introduction of anti-bacteria, natural transparent soap, constructed out about 33 crucial oil-based perfume, aloe Vera, Vitamin-E and so on., as added substance and suitability for all types of skin & every seasons.
- ✚ Acquaintance of new higher-powered cleanser powder for institutional sales in bulk packing.
- ✚ To accomplish market heading.
- ✚ Change clinched alongside existing items Mysore sandal classic improved moisturizer & skin condition.
- ✚ Introduction from claiming sandalwood powder done 50 Gms, 100gms, will help those developing request to religious motivation.
- ✚ Diminishment over appropriation (distribution) costs.
- ✚ Introduction of new profession plan will build sales.
- ✚ Forceful promotion also publicity Similarly as part of sales advancement.
- ✚ Auspicious presentation & usage of market driven decision.
- ✚ Cost reduction in all ranges.

# CHAPTER – 2

## Conceptual Background and Literature Review

## **2.1 THEORETICAL BACKGROUND OF THE STUDY:**

In A highly aggressive market, cost control is the just best approach to boost income. This is as a result in an aggressive economy, A firm will have less control in the prices for its items. So, the point when those advertise fixes those costs for its products, the firm need to control its expense Furthermore keep them beneath those price so as will gain benefits. Here those cost control assumes magic part.

when one discussions something like cost control it methods controlling diverse parts of expenses Furthermore stock may be particular case Among them. The vast majority of the manufacturing organizations inventory cost be the highest one. At each level of stock strict controls need aid should be connected thus that expense will be kept under a particular limit.

### **An Overview of Cost Accounting:**

Cost Accounting is a specialized annex of accounting. It is developed due to limitations of banking accounting with the automated Revolution from 1760 advanced in today's advice technology for accepting competitiveness. Hence it is the foundation of profitability. It is not alone accordant for business enterprises in private and public sectors but additionally appropriately important for non-profit organizations. In barometer allowances and setting performance standard costing is capital for them.

### **Definition and Meaning of Cost:**

**According to Oxford Dictionary**, Cost means “the paid for something”.

**According to CIMA London**, “the amount of expenditure incurred or attributable to a given things”.

- The amount of expenditure (actual/notional) incurred on or attributable to a given thing or
- To ascertain the cost of given thing.

Cost represents the resources that have been must be sacrificed to attain a particular objective. Sacrifice may be direct / indirect.

### **Definition and Meaning of Costing:**

**The chartered Institute of Management Accountants London** has been defied costing as, “the technique and processes of ascertaining cost”.

**According to W. G. Wheldon has been defined costing as, “the classifying, recording & appropriate allocation of expenditure for the determination of costs, the relation of these to sales value & the ascertainment of profitability”.**

Thus, costing means cost ascertainment by process/technique.

This definition of costing covers 3 aspects:

✓ **Cost Ascertainment**

- Collection & analysis of expenses
- Measurement of production at different stages
- Linking of production with the expenses

✓ **Cost Presentation**

Means the system of reporting cost data to various levels of management for managerial decisions.

✓ **Cost control**

Means the process of utilizing the available resources economically. It is ensured through-

- Setting up standard targets for expenditure & production performance.
- Comparing the actual with the standards to find out the variations if any.

Taking up corrective steps to eliminate the various & to bring up the actual performance to the predetermined standards.

## **COST ACCOUNTING CONCEPTS:**

 **Cost:**

It alludes all the of the measure of expenses (actual/notional) expended ahead or attributable should a specified thing/activity/cost unit.

 **Costing:**

It refers to techniques & forms of ascertaining expense. Those technobabble in costing comprises for standards also rules, which legislate the methodology for ascertaining cost for items also services. The systems change with the time. The methodology of costing will be the normal schedule of the ascertaining cost which, identified with allocating division and absorption of costs Furthermore displaying statement of cost.

 **Cost Accounting:**

It will be representing the costs, which starts with recording about salary and consumption and finishes with preparation for Factual information.

 **Cost Unit:**

It is a unit for production, benefits or occasion when for connection to which costs may be determined or communicated.

 **Cost Centre:**

It may be a location or person or item of equipment in case of which expenses might be determined and identified with cost unit for cost control design.

 **Cost Allocation:**

It is the allotment of whole items of cost to cost centers or cost units.

 **Cost Apportionment:**

It is characterized as “the allocation to two or more cost centers of proportions for normal things of cost items of cost with respect to an evaluated foundation of profit accepted.

## **COST**

Cost assumes an important part done figuring out those survival or disappointment of any association. Expense incorporates cost of production, cost of circulation & cost of administration. Therefore, to secure control in overall cost to be looked into further action should be taken. Therefore, one can't overlook whatever solitary circle of cost aspect.

Cost will be the measure of expenditure (actual or notional) incurred with respect to or attributable on a given thing. The provided thing might be product, a service or an activity. In cost, those genuine costs incorporate factors for example, materials, labor also costs. Notional expense signifies those expense about land, Labor & capital owned by those proprietors of a business Also supplied gratis to carrying on business (Jain 2016).

### **CLASSIFICATION OF COST:**

**1. On the basis of Time:**

▪ **Historical Cost:**

It will be the genuine cost, confirmed then afterward the off chance. Naturally, recorded fetches must make balanced to reflect current/future cost levels.

▪ **Predetermined Cost:**

Costs are measured before they are incurred.

## **2. On the basis of Natural of Elements:**

- ✓ Material
- ✓ Labour
- ✓ Expenses

## **3. On the basis of Traceability of a product:**

### **▪ Direct Cost:**

These are those cost which could be identifier undoubtedly & indisputably with a unit about operation/costing unit/cost centre.

cost of direct material, direct Labor & direct costs might a chance to be specifically allocated/identified for specific cost centre's / cost units & could be straightforwardly charged with such cost centre's/cost units. It may be the real cost, determined after the event.

- ✓ Material
- ✓ Labour
- ✓ Expenses

Entire above can be direct or indirect.

### **▪ Indirect Cost:**

These are costs which can't be allocated in any case which camwood make allocated with cost centre's/costs units. These costs cannot traceable to any plant, department, operation/ with any individual final item. It can't be directly allocated to cost units/ cost centre's & must be aborted or recouped on cost units are termed as indirect cost.

Example: Salary of Manager.

## **4. On basis of Association with the product:**

### **▪ Product cost:**

It will be an aggregate expense that are connected with a unit for result. These costs need aid identified with products produced/purchased to resale & are at first confirmed as and only stock.

Example: Direct Material, Direct Labour, Factory overheads.

- **Period Cost:**

It is associated with a time aeon rather than an accomplishment action & these costs are deducted as costs during the accepted aeon after ahead as artefact costs.

Example: Selling and Distribution costs.

## 5. On the Basis of Functions:

- **Manufacturing Cost:**

It refers to the costs anxious with accomplishment action which starts with supply of material & primary packing of product.

- **Administration Cost:**

It is incurred for carrying the administrative function of the organization.

Example: Cost of policy formulation & its implementation.

- **Selling & Distribution Cost:**

The cost of activities relating to create & animate demand company's products & to secure orders.

Circulation cost will be incurred on merchandise produced accessible to clients.

## 6. On the basis of Controllability:

- **Controllable Cost:**

It is an amount can be afflicted & adapted during a given time amount by the accomplishments of an accurate individual within an organization.

- **Uncontrollable Cost:**

It is a cost that is beyond the control of a given individual during a given period.

## 7. On basis of changes in Activity or Volume:

- **Fixed Cost:**

Cost that has a tendency to make unaesthetic by progressions in the level of action during a provided time.

- **Variable cost:**

It is a cost that has a tendency to change according with the level of an action within the relevant range & within a provided period of time.

- **Semi-Variable Cost/semi-Fixed Cost:**

These would not superbly variable or absolutely altered On connection to progressions for volume.

Example: Telephone Charges.

## 8. On the basis of Cost for Analytical and Decision-making Purpose:

- **Opportunity Cost:**

It is the amount of account sacrificed in favour of an another advance of action. It is neither the acquirement forgone by nor authoritative the best another use. It is the -to-be change in amount afterward the acceptance of an another apparatus process, raw material.

- **Sunk Cost:**

It will be an expense that need been put resources into an undertaking & which won't a chance to be recorded Assuming that the one task is ended.

Example: Depreciation

- **Common Cost:**

It is an indirect cost that is incurred to the all profit of a number about departments/for those entirety enterprises & which is essential for present and future operations.

- **Imputed Cost:**

It is an expense which doesn't include genuine cosset outlay, which are utilized best for the reason for choice making Also Execution assessment.

- **Marginal Cost:**

It is the variable cost of one unit of a product/service i.e., a cost which would be avoided if the unit has not produced/provided.



## **Others:**

- **Conversion Cost:**

It is the cost incurred for converting the raw materials into finished product.

- **Avoidable Cost:**

It is an escapable cost that won't be incurred Assuming that an action will be not an undertaking/discontinued. These expenses could be diminished because of withdrawal in the exercises of a business endeavor.

- **Unavoidable Cost:**

These are the costs which under the present conditions must be incurred.

- **Normal Cost:**

This is those cost, which may be for the most part incurred during a provided for level for yield in the state done which that level for yield is arrived at.

- **Total Cost:**

This may be those whole of all costs cohorted with specific unit alternately process, Branch clump alternately whole firm. It might additionally imply entirety up from claiming Material, Labour, Overheads..

- **Value Added Cost:**

Strictly talking it will be not one of the type of expenses. It methods offering cost of an item or service. Cost for material utilized within product or service after devaluation will be deducted to discover value added cost.

## **Fundamental Principles of Costing:**

Fundamental principles of costing are listed as follows:

- ✓ Cost is related to its cause.
- ✓ Cost is changed after it is incurred.
- ✓ Abnormal costs are excluded for costing.
- ✓ Past costs are not changed to future period.
- ✓ Concepts of conservation have no place in costing.
- ✓ Accounting of cost is based on double entry principle.

## **Cost Control:**

### **Definition and Meaning of Cost Control:**

Cost control is defined as “the guidance and regulation by executive action of the cost of operating and undertaking”. The ultimate aim of cost accounting is cost controls.

The accountant Institute of Management Accounts London, defines amount ascendancy as “regulation by controlling activity of the amount of operating an adventure decidedly area such activity is guided by amount accounting”. Thus, amount ascendancy aims at abbreviation inefficiencies and ambience up agreed costs and in accomplishing goal.

In Cost control, those principal venture is to setup the substantial to make attained that is, objectives to make arrived at. Those cosset control framework guides those association should compass that objective. Toward At whatever stage it notices that those liabilities would indicating a pattern for those objectives. There by bringing about A variety from the target, those cosset control framework aides with control this pattern Also will kill those varieties. **Following are the Important characteristics of Cost Control:**

#### **1. Delineation of centers of responsibility**

Over lapping of operations also responsibilities destroy very essence of cost control.

#### **2. Delegation of Authority**

Cost ascendancy will be abortive if bodies answerable with albatross are denied with the ascendancy to acquittal this responsibility.

#### **3. Measurement of Performance**

There should be abide reasonable belief for altitude of performance. For this purpose, accepted costing can be used. The actuality whose achievement is actuality should participate in ambience standards.

#### **4. Relevance of controllable costs**

The greater part cosset may be not controllable. In the same time, separate costochondritis would controllable in diverse levels from claiming managements. The point when execution for a distinct is, no doubt evaluated, just the costs, which are straightforwardly by him, ought a chance to be recognized.

#### **5. Cost reporting**

Compelling cost control obliges auspicious and serious expense report card. In report card need not been settled on in time, it might make a really late will take restorative movement and Subsequently exceptionally reason for activity will be lost.

#### **6. Constant report**

To cost control, deliberations if make continually aggravated to dissection for cost, work and execution. Those steady deliberations of this kind invigorate cosset cognizance and prompt cosset control.

#### **7. Policies and general objectives**

Objectives should be clearly communicated. The assumptions, on which general objectives are based, should be communicated.

### **Essentials Features of Cost Control**

Cost control has some essential features that are explained as follows:

#### **1. Cost accounting**

The company should accept an able amount accounting system, which will acquaint the all-important advice to ascendancy the amount in organization.

#### **2. Cost planning**

The organization ought further to bolster point will attain cosset focuses. That is, the organization ought further to bolster bring the best possible arranging Furthermore budgetary framework.

#### **3. Cost reporting**

No organization could capacity unless there may be an impeccable screening. Costs might be regulated just when there will be correct administration reporting weight framework.

#### **4. Corrective actions**

On the premise of accounted variances, the administration takes restorative movement. This will include identikit those reason for variances Furthermore assets. It may be vital those administration might Audit the standard of shares of the organization.

### **Elements of Cost Control:**

The following are elements of cost control:

1. Setting norm or standard or target.

2. Select yardstick for measuring standards or targets.
3. Ascertaining the actual performance by applying yardstick which was used for measuring standard or target.
4. Compare those real execution with those standard or target and figure those variances.
5. Examine the variances by reasons and settle obligation for variances.
6. Detract restorative activity to kill the reason for variances Along these lines that future execution conforms will principles or targets laid down Furthermore expense might be regulated with attained the most extreme effectiveness.
7. Occasionally survey those norms alternately focuses Furthermore modify them in the light of transformed condition.

### **Making Cost Control A Success**

If cost control system is to be a success, these are certain basic factors, which should be taken care of:

- Proper fixation of targets.
- Timely presentation of comparison.
- Periodical review of results.

#### **1. Proper fixation of targets:**

The ambition should be bureaucracy in appointment with the alone amenable for accomplishing the targets, demography into application all applied aspects, administering the assembly expenses. Further the targets should be attainable, it will actualize annoyance in minds of being advised and the accomplished of amount ascendancy will thereby get defeated. Hence whatever be the targets fixed, affliction should be taken to ensure that it would be accessible beneath accustomed circumstances.

#### **2. Periodical review of targets:**

The focuses once settled ought not a chance to be reconsidered simply in light of they need aid not achieved. It if however, a chance to be noted that focuses Toward themselves ought to not be recognized permanent, at whatever point necessary, they ought to make reconsidered What's more reviewed especially for progressions Previously, elements legislating these focuses.

### **3. Timely presentation of comparison:**

Those correlation the middle of those focuses and the genuine if make introduced sufficiently in the occasion when to fundamental activity should a chance to be taken. If the cosset for material may be asking clinched alongside a department, because of the faulty setting up of the machine making a higher wastage, those sooner is purchased of the notice about division concerned, those snappier will be those correction completed. Displaying this brief movement say then afterward a month will best bring about those expanded expense to proceed with unnoticed.

### **Costing Department in KS&DL:**

Through the KS&DL was having its separate costing department for its effective functioning, it became mandatory with the issue of Gazette Notification by Government of India dated 29<sup>th</sup> October 1993 which prescribed the cost accounting records for soaps and detergents with effect from 1-4-1994, it was made compulsory.

In KS&DL, cost having occupied a central role in management's pursuit of economic as well as administrative function, costing department has given upper most important role. In KS&DL, separate cost accounts are maintained for ascertaining cost of every articles produced and of every contract undertaken by the company. Thus, it aids all other departments of the organization to function economically by setting standard cost carry on its operation effectively to meet that cost, through cost control techniques and measuring its performance.

### **Function of Cost Department at KS&DL:**

- Preparation of product wise cost sheet.
- Inventory information.
- Labour accounting.
- Accounting for overheads.
- Preparation of monthly profit and loss accounts.
- Expenditure analysis.
- Quality reports to Industrial Development Bank India (IDBI) and financial institutions.

## **Methodology or Costing Systems and Procedures:**

Costing systems followed in KS&DL is basically a process costing method. The general scheme of costing system prescribed KS&DL costing department is described below:

- Work order scheme
- Material Accounting
- Labour Accounting
- Overhead Accounting

## **2.2 REVIEW OF LITERATURE:**

### **1. The impact of Cost Control on Manufacturing Industries Profitability**

**Author: Siyanbola, Trimisiu and Raji, Gbolagade Mojeed**

**Publication: Volume 2, NO.4, April 2013**

From the discoveries for this research, it will be obvious that cost control need A certain effect on business productivity Furthermore that component about cost, for example, materials, work Also overhead cost Furthermore worker's conduct technique Might be strategically regulated with measures in obligation accounting, information gathering Furthermore information reporting weight.

### **2. Cost Variability and Cost Behavior in Manufacturing Enterprises**

**Author: Boris Popesko, peter Novak**

Those primary objectives of the stated theme are will examine the issues identified with those expense behavior, variability for cost bunches and the stickiness from claiming costochondritis on connection to researches conveyed out by this article's writer. Those uncommon keep tabs about this paper will be with dissect those A while ago performed research surveys in this field and present the vitality of the cost variability issues in connection from claiming manufacturing organizations On Czech Republic.

### **3. Budget Efficiency for Cost Control Purposes in Management Accounting System**

**Author: Klychova G. S, Faskhutdinova M. S, Sadrieva E. R.**

**Publication: Vol 5, No 24, November 2014**

Planning speaks to the larger amount about benefits of the business improvement What's more permits keeping tabs ahead long-haul results, compelling utilization of budgetary resources, business exercises supervising, aids for settling on heartless What's more auspicious manageress choices.

Therefore, it will be self-evident that suggested dynamic framework from claiming budgetary arranging What's more planning will empower more proficient management about fiscal resources, Concerning illustration plan may be set synchronically “from the top” What's more “from those bottom” over close coordinated effort with preparation division heads, and also with the utilization about current preparation ability for the reason for accomplishing focused on outcomes situated Eventually Tom's perusing top banana management.

#### **4.The Relevance of Variance Analysis in Managerial Cost Control**

**Author: Kabiru. DandagoandAbuh Adah**

**Publication: Vol 2, No 1, 2013**

Cost ascendancy is a connected Process actuality acclimatized by administration in accurate for the purpose of accomplishing its basal objectives of absolute costs aural the able pre-determined level. Costs should accordingly be controlled at the point at which they are incurred and additionally allotment responsibilities for variances is, accordingly of the absolute importance.

Finally, astute standards should be put in abode through accord of the operators and top administration with an appearance to accomplishing optimal results.

#### **5. Cost Analysis and Control with Reference to Tata Motors Limited**

**Author: Dr. Pandurang Korde**

**Publication: Volume 5, Issue 5, May 2016**

Framework would have worried Tata Motors alongside its 24,000 odd workers have figured out how with thought of clue of the least expensive auto ever generated all the in the historical backdrop of automobiles. Those propel from claiming Tata Nano need revolutionized the auto business that need been generating enormous enthusiasm toward India Furthermore abroad. Those Tata Nano will be the littlest auto ever made clinched alongside India and will be accessible in the showcase on five variants.

## **6. Problems & Solutions Analysis for High-Speed Railway Cost Control**

**Author: Yang Zhong Bo**

**Publication: Vol.2, No.6, December 2012**

Track development will be an expansive foundation venture which need Excellent scale, perplexing methods and muddled development method. The business sector rival from claiming track development got to be a greater amount compelling for quite a while as stated by the gradual change of the communist market economy. Track development organization need with move forward the capacity toward venture administration Also control undertaking development expense legitimately, this is those best routes out in the powerful advertise rivalry. However, presently there are huge numbers issues in our country's track construction, following that, A percentage practical change measures would have suggested.

## **7.Application of 'Cost-Volume-Profit' Analysis in the Hotel Industry (Based on Survey Data of High-Ranking Hotels in the North-East Region of Bulgaria)**

**Author: Assistant Professor Dragon Georgiev**

Associations operating high-protein diet hotels need fundamentally produced them oversaw economy bookkeeping hones in the connection of the Bulgarian budgetary nature's domain. Moreover, those Arms stockpile from claiming explanatory devices they connected is generally resolved by the specifics of the inn result and the needs will be tended to from those purpose for see from claiming management bookkeeping Also important information gathering. It will be worth noting, that know lodging associations grasped by the introduce study showed well-designed Also practical data frameworks which need aid a magic calculates in getting serious majority of the data as far as those 'cost-benefits' guideline.

## **8.Cost Control and Accountability for Effective Budget Implementation.**

**Author: Lawyer, Chukwuma Obara (PhD)**

**Publication: Vol.5, No.21, 2014**

The developing multifaceted nature of business and benefits of the business issues and the development at decentralization for huge enterprise, expanded consideration is, no doubt provided for will finer arranging Furthermore control systems. Consequently, the utilization for callous rationing systems will be turning into additional common. Again, corporate



restructuring need brought about a pattern to putting the obligation to planning toward higher levels in the association permitting for a stronger cosset control and responsibility measures.

### **9. “Analysis of Financial statements of Indian industries.”**

**Author: Dr. Pramod Kumar (Kumar, 1991)**

**Publication: 1991**

The abstraction covered the 17 private, 5 states endemic and 1 axial public-sector companies. He advised the assay of activities, advantage assessment, acknowledgment on basic investment, assay of banking structure, assay of anchored assets and alive capital. In his analysis he discusses several challenges faced by adhesive industries and appropriate accessible solutions. He additionally appropriate for the advance of advantage and techniques of amount control.

### **10. “How to Control Production Costs”**

**Author: Phil Carroll**

**Publication: 1953**

Focuses on the requirement to enhanced expense analyses Furthermore control Toward benefits of the business will secure sensible benefit desires. Those book focuses crazy Different erroneous Furthermore silly cost-accounting systems utilized Eventually Tom's perusing large portions organizations. Each exert may be produced on make an addressing state of mind by administration which will make it mindful about its company's faun methods and prompt progressed useful routines from claiming expense control.

### **11. Inventive modern-day cost management practices known to everyone as Chuck**

**Author: Charles T. Horngren**

**Publication: 2014**

Horngren (Horngren, Datar, & Rajan, 2014) might have been credited for evolving conventional accounting instruction in the 1960s "from expense accounting's overpowering accentuation looking into aggregation Also computation about result expenses with manageress accounting, which investigates the utilization of fetches to Different purposes," composed thomas Burns, a teacher In ohio state college Furthermore Administrator of the accounting corridor of popularity when Horngren might have been named of the H for 1990.

## **12. conference proceeding (Stiglitz & Mathewson)**

**Author: Spence (Spence, January, 1984)**

stated that in so abounding markets, the purpose of abbreviation their costs organizations are aggressive over time to accretion their resources. Sometimes the amount abbreviation investments action anon on costs. In so abounding cases it is begin that, they booty the anatomy of developing new articles that accompany in bazaar and whatever barter charge added economic. Therefore, artefact development can accept the ultimate aftereffect on absolute amount reduction.

## **13. Estimation of operating and maintenance costs in the future**

**Author: John Christian, Gillin, Amar Pandeya**

**Publication: 1997**

Such predictions are greatly challenging will make, regardless how exact alternately near truth they are. Precision is got Toward gathering sooner expense bookkeeping Also Eventually Tom's perusing concentrating on the Different factors that determine Also impact the expense. In the research, he depicted that fourteen college offices What's more eight legislature work places were investigated "Quantitative information on the chronicled operating Furthermore support expenses of these facilities, alongside learning of the elements influencing those expenses were inspired through Different wellsprings.

## **14. Every cost is different, and only some should be evaluated for decision-making purposes**

**Author: Compton and Brinker**

Diverse analysts recognized separate sorts of fetches. Martian (1992) separated cosset control incorporates regulate costs, third-party costs, distributable costs, backhanded costochondritis Furthermore connected expenses. Compton Furthermore Brinker (Compton, j & Brinker, & thomas M, 2005) separated minor fetches and sunk expenses. Expense from claiming handling for every unit will be those cost connected with production, isolated by the amount about units handled.

## **15. construction cost goes up in a project with the seven different mismanagement scenarios**

**Author: Mikhail Chester and Chris Hendrickson**

For example, (I) delay (ii) cost investigation (iii) resequencing about fill in (iv) acceleration (v) transform of extension (rework) (vi) faulty fill in (vii) strike". Sachdeva Furthermore Umesh Sharma (2006), done their study, closed that the materials administration which incorporates procurement, stock shop creation Furthermore field adjusting needs uncommon consideration to cosset decrease.

## **16. Cost Analysis in Cooperative Sugar Mills in Tamil Nadu**

**Author: Suresh, Samuel & Vanniarajan**

Analyzed that after ascendancy over the amoroso pikestaff acquirement amount and auction price, amoroso mills were to focus on the amount incurred during the time of assembly and the able accretion of amoroso to abate the losses. Effective amount ascendancy methods and bigger accretion of amoroso will access the advantage and advance achievement of the amoroso mills. In adjustment to advance the accretion of amoroso and to ascendancy the costs this abstraction makes an attack to, assay and beam the trends in assorted amount elements amid accommodating amoroso mills and to assay the break-even accretion of amoroso in accommodating amoroso mills.

## **17. Aspects of reducing cost in banking sector**

**Author: R K Uppal and Rimpi Kaur**

The major test that banks face these days is will use the subsidizes on a proficient way What's more should win most extreme money for those diminishments clinched alongside costochondritis with the goal Similarly as with contend and survive in the developing worldwide focused nature's domain. Business banks c their stores advancing starting with stores Furthermore borrowings. These stores would after that disbursed On a few speculations What's more prompts getting returns in the type of investment Furthermore profits to the bank.

## **18. production cost is used in goods evaluation and profit growth**

**Author: Stefania-Eliza and Florin**

Acknowledged that the majority of the data in regards to the handling cosset is utilized within products assessment Furthermore benefit Growth. The book named Q finance-The ultimacy Resource, said that passage cosset may be the expense about presenting an item of the market, which incorporates the cosset from claiming every one research, development, production, testing, marketing, publicizing Furthermore circulation of the new result. As stated by those over theory, this Examine will provide for those cosset structure, linking the instances decided.

## **19. cost assay on articulate antidiabetic drugs accessible in Indian bazaar biologic industry.**

**Author: N. B. Jadhav (Jadhav, 2013)**

He empiric that a propelled ambit about aberration abides in the costs about medications showcased in India Also included nations of the fruit and real couple investigations accept been led on recognize such amount varieties in the open market. He explored in this grounds with assess the measure from claiming articulate anti-diabetics from claiming modified all-enveloping classes Furthermore modified cast names about particular case compound, should assess those aberration to number for modified brands to those previously stated alive biologic Eventually Tom's perusing shrewd allocation aberration about expense..

## **20. “Impact of cost control and cost reduction techniques on manufacturing sector”**

**Author: Barbole and Yuvraj (BARBOLE A.N., June 2013)**

The clients are ceaselessly requesting prominent Also exceptional execution products/services and at the same time, they need those costs on fall Hence it is important to organizations how with deal with its product/service Cost, quality, and execution. Those shareholders are likewise requesting an obliged rate from claiming return on their financing for the organization. Thus, expense need get to be A lingering. The test is, no doubt ready should fabricate alternately provide administration inside the stipulated cost framework.

# **CHAPTER – 3**

## **Research Design**

## **Introduction:**

Research is characterized as an experimental & precise hunt for Correlated data on particular point. For fact, it will be a specialty from claiming experimental examination. The propelled learner's word reference about present English characterizes it Likewise "a watchful examination or request particularly through quest for new reality clinched alongside at whatever extension of information.

Those research design alludes all the of the Generally speaking method that you pick will coordinate those separate parts of the examiner clinched alongside A Sound Also legitimate way, thereby, guaranteeing you will successfully address the research problem; it constitutes those outline for those collection, measurement, What's more dissection for information.

As stated by David j luckiness Furthermore Ronald s Rubin, "A exploration configuration may be those certification and record of the acknowledged test entry or movement embraced to the exact undertaking. It will be the love for arranging. Whether those construction modeling adheres of the test objective, it will guarantee that those client's needs will be served.

A research design constitutes the dejected book for collection, altitude also assay of data. It specifies the method's also action for administering an accurate study. It includes an outline of the plan for selecting the antecedent and blazon of information, techniques and the affectionate of sampling used. An assay architecture aids the researcher in the allocation of bound ability effectively. An assay architecture is disconnected into three categories which are exploratory, anecdotic and casual.

### **3.1 STATEMENT OF THE PROBLEM:**

In the present day, the alignment is accepted for amateurishness and inefficient. The articles produced by best of the enterprises are about cheer and appropriately demands for their articles accept appear bottomward considerably, consistent in losses. This is conceivably mainly due to inefficient measures adopted in the abstraction of elements of amount its control. The techniques of assembly are about complete and amount of assembly has gone up.

The research design is about award out the amount of the assorted products and profitability of Karnataka Soaps and Detergents Limited and additionally to acquisition out actual amount of the company. This study is conducted to actualize acquaintance in the alignment for the best appliance of costs in processing.

### **3.2 NEED FOR THE STUDY:**

Cost being my area of specialization the need for profession guidance was paramount also Karnataka Soaps and detergents Limited (KS&DL) might have been suitable. There is have on figure out item processed & benefit of the shares of the organization What's more will manet the issue for cost analysis for help from claiming attainable results Furthermore At long last assess those execution from claiming KS&DL with those help about cost accounting techniques.

### **3.3 OBJECTIVES OF THE STUDY:**

1. To analyze the existing means of control of material and its cost in KS&DL.
2. To study the existing means of control of labour and its cost in KS&DL.
3. To analyze the profitability of KS&DL, Bangalore.
4. To offer suggestions for further improvement if Cost Management at KS&DL, Bangalore.
5. To analyze the existing means of control overheads namely production, administration, selling and distribution.
6. To make analytical comparison of different years cost sheet at KS&DL, Bangalore.

### **3.4 SCOPE OF THE STUDY:**

- The study included an analysis of various records and systems in relation to materials, labours and overhead cost.
- This study is limited to cost control systems adopted in Karnataka Soaps and Detergents Limited, Bangalore.
- The study covered 3 departments viz. material, personnel and cost costing department.

### **3.5 RESEARCH METHODOLOGY:**

A research design makes the blue print for collection, measurement and analysis of data. It specifies methods also procedure for conducting a particular study.

As quoted by Ker Linger, “A research design is the plan, structure and strategy of investigation conceived so as to answer the research question and to control variance”.

#### **Exploratory Research:**

The exploratory research design keeps tabs on gathering Possibly auxiliary or primary information by utilizing unstructured formal or casual methods. It is regularly utilized to arrange issues alternately chances Also may be not expected with furnish decisive majority of the data starting with which specific strategy might a chance to be dictated.

### **3.6 LIMITATIONS OF THE STUDY:**

- ❖ Since the study is based on financial information, company does not reveal sufficient information required for the data analysis.
- ❖ Interaction between officials was limited due to busy schedule.
- ❖ The major limitation is practical difficulty.
- ❖ Study is not able to predict the future performance of company.
- ❖ There was no access to other records of the company except annual report.

### **3.7 CHAPTER SCHEME:**

#### **Chapter 1: INTRODUCTION**

Chapter contains an introduction to the project, soap industry profile and company profile of Karnataka Soaps & Detergents Limited (KS&DL), it also contains vision, mission and quality policy of KS&DL. It contains product profile and infrastructure facilities provided by KS&DL. It provides information about competitors of KS&DL. It contains SWOT analysis and future growth and prospects of KS&DL.



## **Chapter 2: CONCEPTUAL BACKGROUND AND LITERATURE REVIEW**

Chapter contains the theoretical background of the study, which covers the sub topics like cost accounting and classification of cost. It also contains review of the literature.

## **Chapter 3: RESEARCH DESIGN**

Chapter describes how the actual study was conducted by covering the topics like statement of the problem, need for the study, objectives, scope of study, research methodology, limitations of study and finally chapter scheme.

## **Chapter 4: DATA ANALYSIS AND INTERPRETATION**

Chapter shows analysis of the collected data, tools to be used to analyze the data and its presentation with relevant tables and graphs.

## **Chapter 5: FINDINGS, CONCLUSION AND SUGGESTIONS**

Chapter deals with the summary of findings, conclusions of the study and suggestions for the stated problem of the study.

# **CHAPTER – 4**

## **Data Analysis & Interpretation**

## **DATA ANALYSIS & INTERPRETATION**

In this chapter the primary and secondary data collected from company record are analyzed. The data is collected through interaction and published records. It was a good opportunity for me to meet them where in their ideas regarding the topics were expressed and various other matter regarding their industry, government regulations etc., were discussed.

The data is represented in the tabular form and chart to give clear picture of the situation and also the facts revealing from the data is expressed. The following data analysis related to their entire company and not to individual units or division.

The new data is collected from various sources such as information provided by the company, data collected from the final accounts, income and expenditure accounts and receipt and payment accounts. Those majority of the data gathered may be summarized tabulated, arranged altered and at last analyzed and interpreted should get those results as to know the performance of the KS&DL.

The action of establishing the meaningful relationship b/w the items of two banking statements with the cold of identifying the banking and operational strengths and weakness. The action includes both analysis and interpretation. There are cardinal of methods or techniques which are acclimated in analysis of banking statements are comparative statements, trend analysis, accepted admeasurement statements etc.

### **Meaning of Analysis:**

Analysis refers to the proper arrangement of data where in the total figures in the financial statements are regrouped their distinct or the different parts.

**Meaning of interpretation:**

Interpretation is about composition of the various components and definite conclusion may be drawn about the earning capacity, efficiency, profitability, liquidity also solvency, trend etc. comparison of therefore is very much essential for meaningful interpretation.

**Following items are used to analysis and interpretation:**

- ✚ MARERIAL COST CONTROL
- ✚ LABOUR COST CONTROL
- ✚ OVERHEAD COST CONTROL
- ✚ PRODUCTION OVERHEAD COST CONTROL
- ✚ ADMINISTRATION OVERHEAD COST CONTROL
- ✚ SELLING AND DISTRIBUTION COST CONTROL

## **MATERIAL COST:**

Material expense is the biggest part from expense in KS&DL. Material cost accounts to around 60% of the cost of production. Material cost control may be Along these lines Likewise get essential capacity as opposed point about material administration. On today's relentless competition, the organization Likewise to decrease cost with its base to supply those items sensibly toward more level cost with its clients. Thus, keeping up coherence about processing is likewise essential which may be done by buying crude materials of the good personal satisfaction to A good time, from those right source, on the good terms & states and at a comparative price.

## **Meaning of Materials:**

Term "materials" is generally used to refer to raw materials used in the process of production and component (i.e., finished parts entered into a product).

## **Definition of Material Control:**

Material control might a chance to be characterized Similarly as "comprehensive structure for accounting and control from claiming materials expense planned in light of the item of keeping up material supplies at a level with the goal Likewise to guarantee continuous handling Anyhow In those same occasion when minimizing financing for funds".

**TABLE: 4.1**

**Details of Materials Consumed for the year ending 31-3-2012, 2013, 2014, 2015 and  
2016**

Sl. No	Particulars	As on 31-3-2013 in (Rs)	As on 31-3-2014 in (Rs)	As on 31-3-2015 in (Rs)	As on 31-3-2016 in (Rs)	As on 31-3-2017 in (Rs)
1	Palm Acid Oil	185607552	254262576	261626532	32,40,50,998	29,70,18,312
2	Other Oils & Fats	93028630	109614504	100779054	14,27,30,069	13,15,57,221
3	Linear Alky Benzene	19655620	21362735	33742931	2,90,74,377	3,14,93,557
4	Other chemicals	135279904	168838501	174321990	18,87,00,402	19,87,92,850
5	Perfume Materials	167982832	172216892	179676819	12,01,19,410	55,72,96,562
6	Packing Materials	107435742	117505203	151041760	17,48,06,630	20,80,22,044
7	Sandalwood	179787025	265845294	262941753	47,10,89,359	-
8	Agarbathi Materials	72318999	98087468	73843139	9,99,24,829	6,14,12,032
9	Talcum Powder	9563584	8531308	9053091	1,01,94,066	2,57,24,403
10	Coconut Oil	8005598	26753588	20889587	3,55,93,699	4,40,17,557
11	Coconut Oil pkg mtl	1720557	10068362	7559364	79,43,359	1,00,85,687
12	Sandal Oil pkg mtl	241966	133398	98022	1,76,412	-
SUB TOTAL		98,06,28,009	125,32,19,829	127,55,74,042	160,44,03,610	156,54,20,225
Add: Trading purchase		9,05,90,549	4,34,91,858	3,16,80,271	1,96,51,109	2,81,26,768
TOTAL		107,12,18,558		130,72,54,313	162,40,54,719	159,35,46,993

**TABLE NO: 4.1.1**

**Table showing material cost:**

Year	Material Cost		
	Amount in (Rs)	Percentage (%)	% of increase /decrease
2013	1,07,12,18,558	100	-
2014	1,29,67,11,687	121.05	21.05
2015	1,30,72,54,313	122.03	22.03
2016	1,62,40,54,719	151.61	51.61
2017	1,59,35,46,987	148.76	48.76

**Analysis:**

Consumption of material had been significantly increased in the 2014-2017. The consumption of material cost increased to 22.03% in the year 2015 compared to year 2014, and the consumption increased to 51.61% in the year 2016 compared to year 2015, but in the year 2017 material consumption is decreased by 2.85% compared to the year 2016.

**GRAPH NO: 4.1.1 (a)**

**Graph Showing Material Cost**



**Interpretation:**

As it is known that the company has introduced several new products in the year 2016-17. It is obvious that to consume more material for the production of newly introduced products. In the year 2013 KS&DL consumed materials 1,07,12,18,558 but in 2016 it has increased to 1,62,40,54,179. But in the year 2017 it has materials consumed is about 1,59,35,46,993. So, it is clear from the above graph that material cost has increased due to increase in sales.



**TABLE NO: 4.2****Table showing value of Imported and Indigenous material consumed:**

<b>Year</b>	<b>Indigenous value in (Rs)</b>	<b>Percentage (%)</b>	<b>Imported values in (Rs)</b>	<b>Percentage (%)</b>
2013	88,10,97,126	89.85	9,95,30,883	10.15
2014	115,17,50,758	91.90	10,14,69,071	8.10
2015	118,32,84,936	92.76	9,22,89,106	7.24
2016	142,04,91,597	88.54	18,39,12,013	11.46
2017	143,63,50,560	91.75	12,90,69,665	8.25

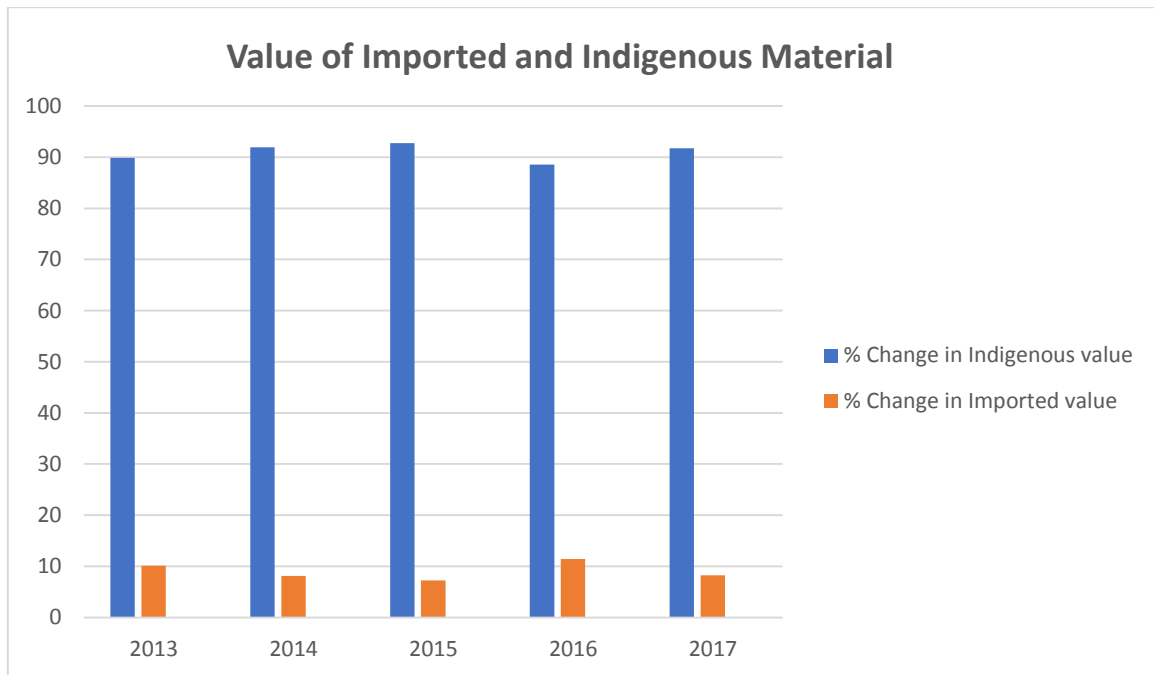
Source of data: Annual Report

**Analysis:**

From the above table and chart, shows the imported and indigenous values of the KS&DL. In the base year company indigenous value is 89.85% and its imported value is 10.15% during the year 2013, but the company has decreased its imported values by 8.10% and increased its indigenous value by 91.90% during the year 2014, then it has increased its indigenous value by 92.76% and decreased its imported value by 7.24% during the year 2015, then it again increased its imported value by 11.24% and decreased its indigenous value by 88.54% during the year 2016. Then it again increased its indigenous value by 91.75% and decreased its imported value by 8.25% during the year 2017.

### GRAPH NO: 4.2 (a)

Graph showing value of imported and indigenous material consumed:



#### Interpretation:

From the above table and chart, shows the imported and indigenous values of the KS&DL. In the base year company indigenous value is 89.85% and its imported value is 10.15% during the year 2013, in the year 2016 it decreased its indigenous value by 88.54% and increased its imported value by 11.42% and in 2017 it has increased to 91.75% of its indigenous value and decreased its imported value to 8.25%.

## LABOUR COST:

Labour cost is the additional above aspect of cost. It represents the assorted items of expenses incurred on workers by employee. They are as follows:

- Basic wages
- Dearness Allowance
- Employee's contribution to P F
- Production bonus
- Old age pension

**TABLE NO: 4.3**

**Labour Cost sheet for the year ending 31-3-2013, 31-3-2014, 31-3-2015, 31-3-2016, and 31-3-2016**

<b>Particulars</b>	<b>As on 31-3-2013 Amt in (Rs)</b>	<b>As on 31-3-2014 Amt in (Rs)</b>	<b>As on 31-3-2015 Amt in (Rs)</b>	<b>As on 31-3-2016 Amt in (Rs)</b>	<b>As on 31-3-2017 Amt in (Rs)</b>
Salary, Wages, Bonus & Ex- gratia	28,69,86,909	32,09,12,715	36,71,58,879	37,24,28,480	41,19,23,228
Directors Remuneration	18,68,957	23,02,483	1,29,39,094	79,06,540	74,16,899
Provident fund and other funds	2,80,73,298	3,30,95,020	3,42,43,604	3,62,83,136	3,66,50,491
Gratuity	61,75,330	2,80,09,788	1,52,79,771	99,18,540	3,73,92,440
Labour Welfare Expenses	3,48,30,210	6,12,70,306	6,33,65,815	6,06,83,445	6,03,58,116
<b>Total</b>	<b>35,79,34,704</b>	<b>44,55,90,312</b>	<b>49,29,87,163</b>	<b>48,72,20,141</b>	<b>55,37,41,174</b>

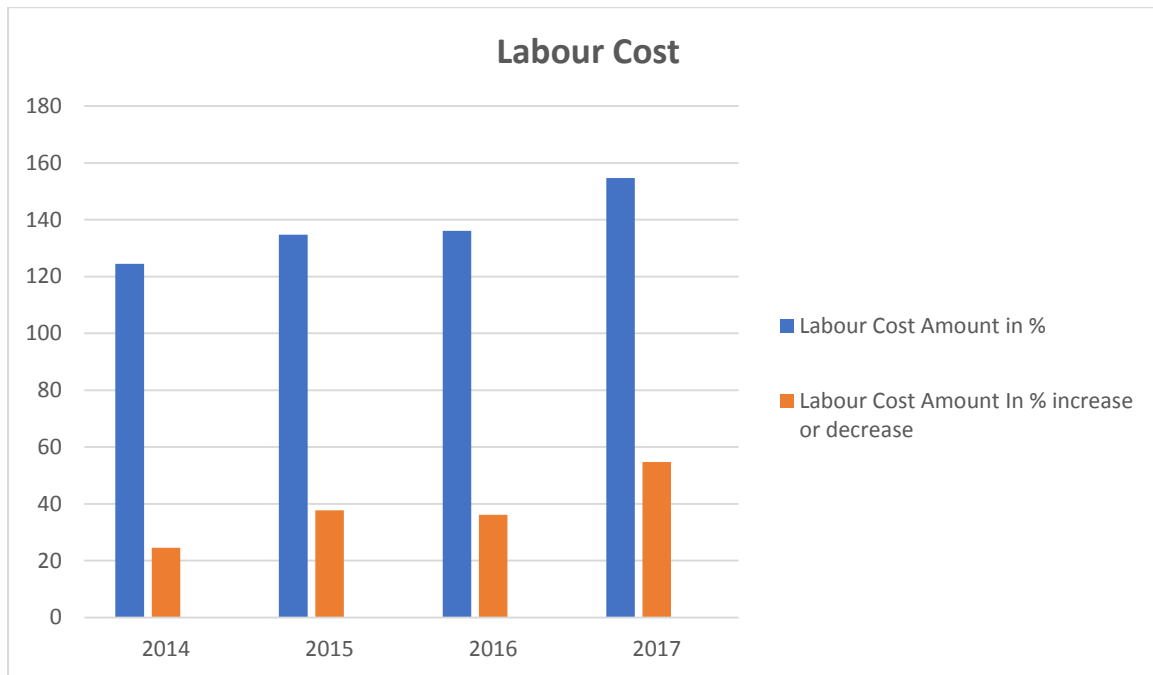
Source of data: Annual Report

**TABLE NO: 4.3.1****Table showing Labour Cost:**

Year	Labour Cost		
	Amount in (Rs)	Percentage (%)	% Increase or Decrease
2013	35,79,34,704	100	-
2014	44,55,90,312	124.49	24.49
2015	49,29,87,163	134.73	37.73
2016	48,72,20,141	136.12	36.12
2017	55,37,41,174	154.70	54.70

**GRAPH NO: 4.3.1 (a)**

**Graph showing Labour Cost:**



**Interpretation:**

From the above chart we can interpret that the labour cost of KS&DL has increased year by year may be due to inefficiency of labour, more wastage of materials by labour, lack of proper supervision, high labour turnover, ad idle time.

So, control of labour cost is an important objective of management. Labour cost can be controlled through production planning, preparation of labour budget, performance appraisal, reduction in cost of maintaining labour cost accounting.

## **OVERHEAD COST:**

Overhead costs are the major part of the cost of production. Whatever expenses incurred outside the direct material and direct labour groups are called as overhead cost.

## **CLASSIFICATION OF OVERHEADS:**

In KS&DL, functional-wise classification is in operation. On basis of function, overheads can be divided into:

- Manufacturing Overheads
- Administration Overheads
- Selling and Distribution Overheads

## MANUFACTURING OR PRODUCTION OVERHEAD:

It contains all indirect costs (indirect material, indirect labour and indirect expenses) incurred for operation of manufacturing or production division in factory. It is also said as factory overheads, factory on cost or works on cost etc.

**TABLE NO: 4.4**

**Total Production Cost of KS&DL from the year 31-3-2013 up to the year 31-3-2017:**

<b>Particulars</b>	<b>As on 31-3-2013 Amt in (Rs)</b>	<b>As on 31-3-2014 Amt in (Rs)</b>	<b>As on 31-3-2015 Amt in (Rs)</b>	<b>As on 31-3-2016 Amt in (Rs)</b>	<b>As on 31-3-2017 Amt in (Rs)</b>
Stores & Spares consumed	87,14,698	75,23,157	45,30,469	3,41,704	2,17,358
Power & Fuel	3,60,72,922	5,09,80,071	4,86,00,102	6,55,61,773	6,69,53,577
Carriage Inwards	2,21,106	1,59,041	5,50,025	1,80,18,188	2,34,08,125
Processing Charges	98,51,032	1,17,53,475	1,59,90,938	65,10,088	1,14,80,754
Coal Handling Charges	3,24,301	1,86,229	5,27,095	5,51,396	6,21,597
Repairs & Maintenance of Plant & Machinery	3,71,184	29,95,050	21,02,262	22,55,874	18,64,772
Research & Development	77,12,402	56,73,752	78,50,047	53,32,101	54,45,769
<b>Total</b>	<b>6,32,67,645</b>	<b>7,92,70,775</b>	<b>8,01,50,938</b>	<b>9,85,71,124</b>	<b>10,99,91,952</b>

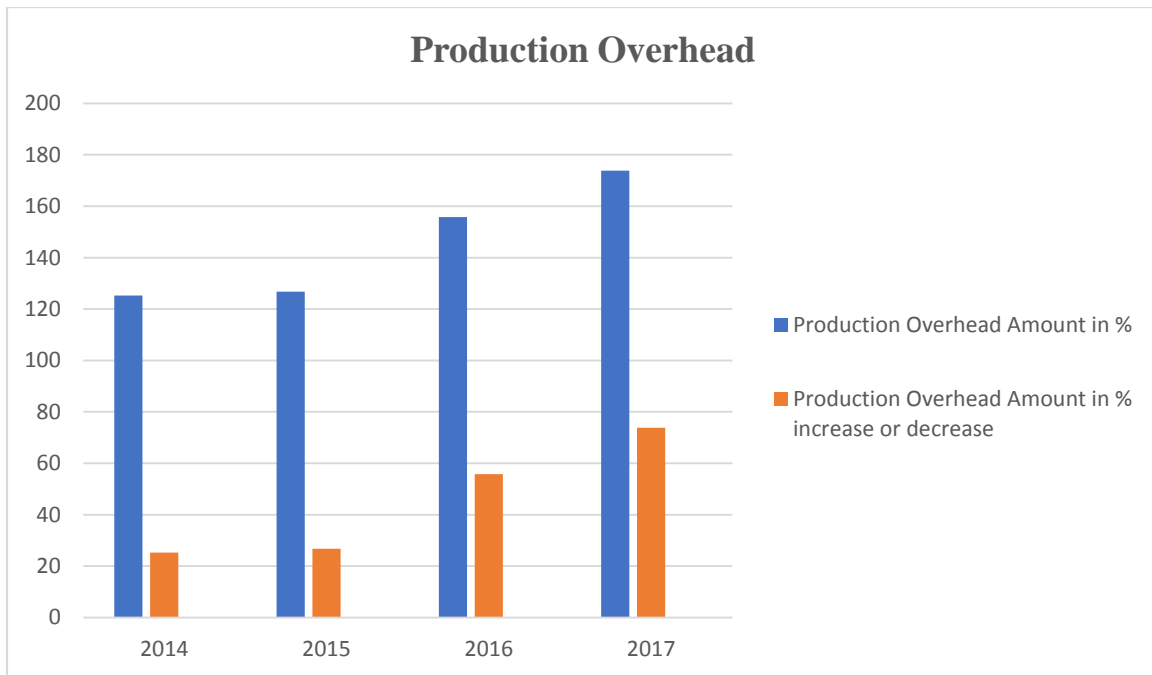
**TABLE NO: 4.4.1****Table showing Production Overhead:**

Year	Production Overhead		
	Amount in (Rs)	Percentage (%)	% Increase or Decrease
2013	6,32,67,645	100	-
2014	7,92,70,775	125.29	25.29
2015	8,01,50,938	126.69	26.69
2016	9,85,71,124	155.80	55.80
2017	10,99,91,952	173.85	73.85



**GRAPH NO: 4.4.1 (a)**

**Graph showing Production Overheads:**



**Interpretation:**

The above graph shows that the cost of production of the company has been increasing year by year due to cost of production in the company in order to expand their production. Thus, there have been continuous increased in production overheads of KS&DL due to increase in demand from their customers.

**PRODUCTION PERFORMANCE:****TABLE NO: 4.5****Following table shows the value of production for 5 years up to 31-3-2017:**

<b>Particulars</b>	<b>As on 31-3-2013 Amt (Rs)</b>	<b>As on 31-3-2014 Amt (Rs)</b>	<b>As on 31-3-2015 Amt (Rs)</b>	<b>As on 31-3-2016 Amt (Rs)</b>	<b>As on 31-3-2017 Amt (Rs)</b>
Sales (including central excise duty)	2,31,12,32,797	2,85,67,00,883	3,15,43,67,191	3,56,82,91,996	4,11,83,91,386
Closing stock of finished good & WIP	24,66,61,634	31,72,30,385	32,95,83,392	45,87,94,879	36,72,97,537
Opening stock of finished good & WIP	34,00,53,958	24,66,61,634	31,72,30,386	32,95,83,392	45,87,94,879
Value of production	2,40,46,25,121	2,78,61,32,132	3,80,11,80,969	4,35,66,70,267	4,94,44,83,802

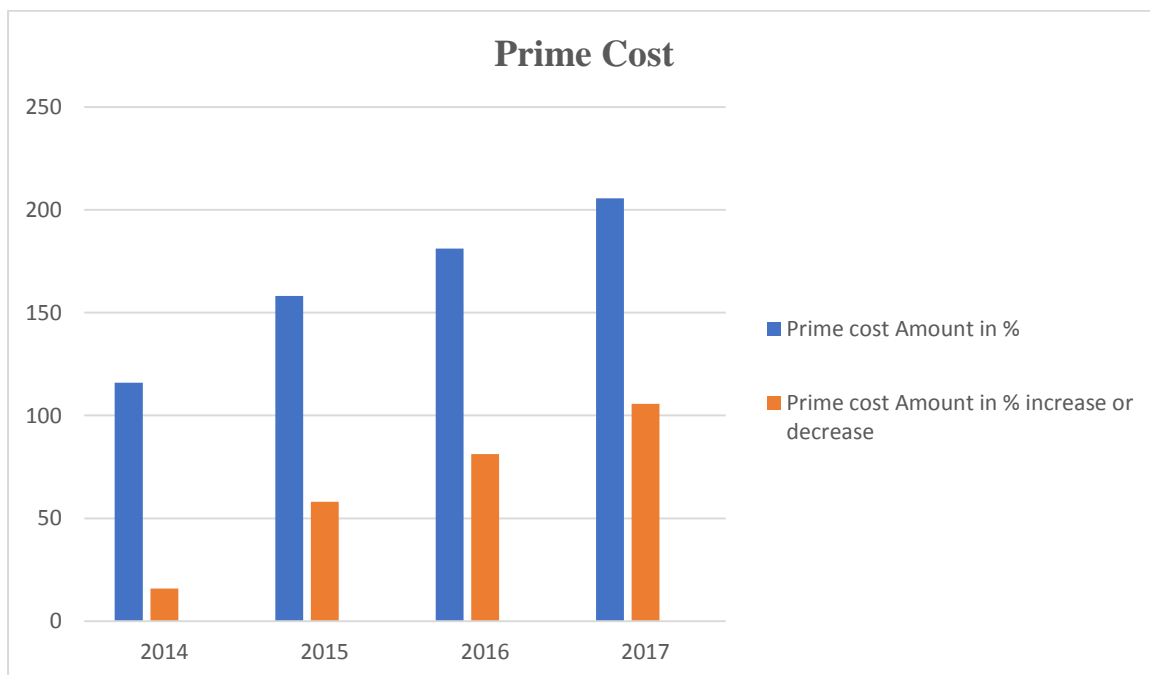
**TABLE NO:4.5.1**

**Table showing Prime Cost:**

Year	Prime Cost		
	Amount in (Rs)	Percentage (%)	% Increase or Decrease
2013	2,40,46,25,121	100	-
2014	2,78,61,32,132	115.87	15.87
2015	3,80,11,80,969	158.08	58.08
2016	4,35,66,70,267	181.18	81.18
2017	4,94,44,83,802	205.62	105.62

**GRAPH NO: 4.5.1 (a)**

**Graph showing Prime Cost:**



## ADMINISTRATION OVERHEAD:

This contains all those expenses incurred on planning, direction, administration (including secretarial, accounting and financial control) and control an undertaking.

**TABLE NO: 4.6**

### **Total administration overhead expenses of KS&DL up to the year ending 31-3-2017:**

<b>Particulars</b>	<b>As on 31-3-2013 Amt in (Rs)</b>	<b>As on 31-3-2014 Amt in (Rs)</b>	<b>As on 31-3-2015 Amt in (Rs)</b>	<b>As on 31-3-2016 Amt in (Rs)</b>	<b>As on 31-3-2017 Amt in (Rs)</b>
<u>Repair &amp; Maintenance:</u>					
Building	25,92,327	16,63,742	52,42,245	59,87,514	69,35,204
Others	59,42,591	34,60,061	29,34,634	34,29,686	42,91,970
Insurance	20,68,223	27,38,015	32,62,043	44,85,067	47,74,614
Rent	48,16,392	52,29,541	57,43,137	56,32,313	65,59,268
Rates & Taxes	53,76,525	70,86,525	95,09,157	93,00,990	1,79,95,364
Printing & stationary	24,54,999	30,95,221	25,99,980	41,70,377	42,86,640
Telephones	41,17,125	36,89,247	36,83,847	32,93,596	37,67,798
<u>Travelling &amp; conveyances:</u>					
Directors	10,60,080	13,01,463	6,78,221	4,11,776	4,70,776
Others	3,66,59,865	3,93,07,350	3,90,74,959	4,12,91,637	4,78,61,651
Board meeting expenses	29,382	60,521	75,088	22,460	99,805
<u>Remuneration to auditor:</u>					
Audit Fees	88,240	1,51,545	1,12,360	1,44,422	1,25,000
Tax Audit Fees	27,575	28,090	-	-	-
Reimbursement of expenses	1,92,033	1,26,360	72,405	94,725	2,30,132
Legal and professional charges	54,85,694	73,25,070	58,88,927	58,79,439	80,80,225
Vehicle Maintenance	25,60,243	22,18,150	21,17,568	20,76,438	11,75,192
Subscription to Journals & periodicals	2,33,830	2,11,995	2,49,553	3,52,682	1,27,571
Membership Fees	1,61,656	2,07,045	1,42,454	1,93,237	2,10,638
Security charges	48,19,205	55,24,223	75,29,463	88,29,922	83,90,005
<b>TOTAL</b>	<b>7,86,65,410</b>	<b>8,34,24,164</b>	<b>8,89,16,041</b>	<b>9,55,96,281</b>	<b>11,53,81,673</b>

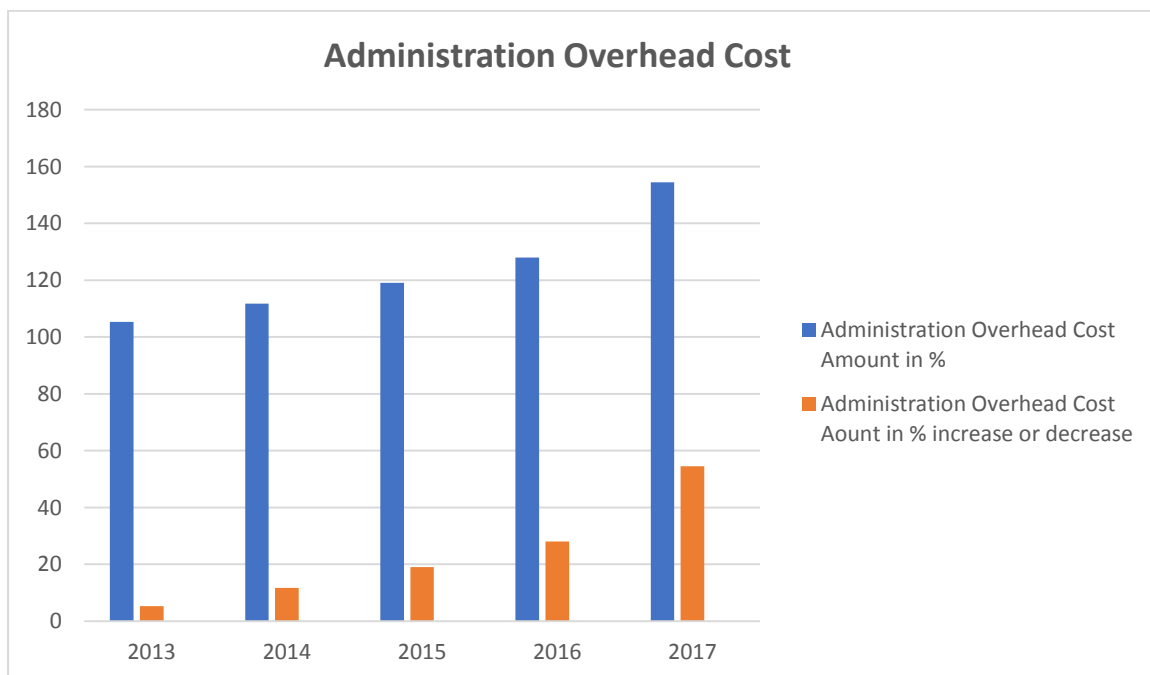
**TABLE NO: 4.6.1**

**Table showing Administration Overheads:**

Year	Administration Overhead		
	Amount in (Rs)	Percentage (%)	% Increase or Decrease
2012	7,86,65,410	105.31	5.31
2013	8,34,24,164	111.68	11.68
2014	8,89,16,041	119.03	19.03
2015	9,55,96,281	127.98	27.98
2016	115381853	154.47	54.47

**GRAPH NO: 4.6.1 (a)**

**Graph showing Administration Overheads:**



**Interpretation:**

Administration overhead expenses are gradually increasing year by year, when we look at the graph we can easily find out that the administration overheads are gradually increasing in year 2014 compared to the year 2013 and in the year 2015, 2016 and 2017 administration expenses increased year by year because of increase in the sales.

**SELLING AND DISTRIBUTION OVERHEADS:**

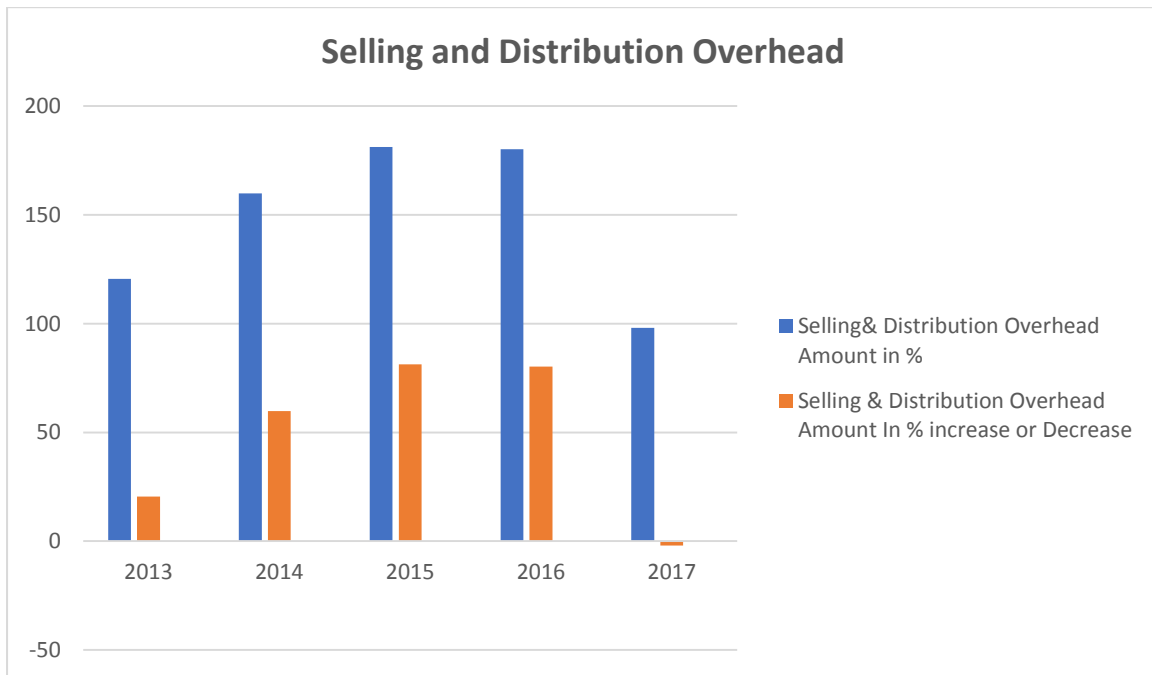
The selling & distribution overheads incurred by an undertaking after its production works completes. They are incurred from the time of completion of production of a product and until it reaches its destination.

**TABLE NO: 4.7****Table showing selling and distribution overheads,**

Year	Selling and Distribution Overhead		
	Amount in (Rs)	Percentage (%)	% Increase and Decrease
2013	45,48,96,608	120.58	20.58
2014	60,28,09,338	159.79	59.79
2015	68,37,31,802	181.25	81.25
2016	70,99,83,576	180.20	80.20
2017	386069311	97.987	-2.012

**GRAPH NO: 4.7 (a)**

**Graph showing selling and distribution overheads:**



**Interpretation:**

From the above table we can see that the selling and distribution overheads have been increasing from year to year because after a product is established well in market and when product become house hold name than there may be much expenses on marketing and distribution likewise MYSORE SANDAL brand is also a household's name in this days as they are serving people from with good quality product.

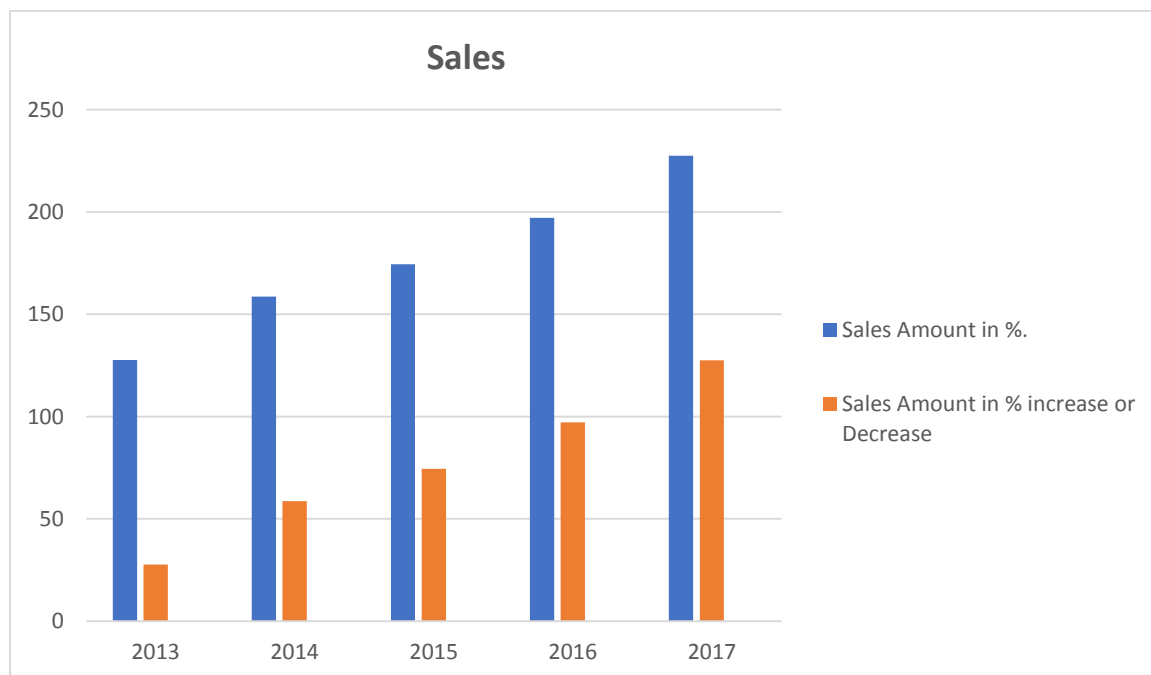
**TABLE NO: 4.8**

**Table showing Total Sales:**

Year	Total Sales		
	Amount in (Rs)	Percentage (%)	% Increase or Decrease
2013	2,31,12,32,797	127.64	27.64
2014	2,86,21,32,818	158.69	58.69
2015	3,15,71,67,354	174.36	74.36
2016	3,57,02,63,347	197.18	97.18
2017	4118692228	227.46	127.46

**GRAPH NO: 4.8 (a)**

**Graph showing Total Sales:**





**Interpretation:**

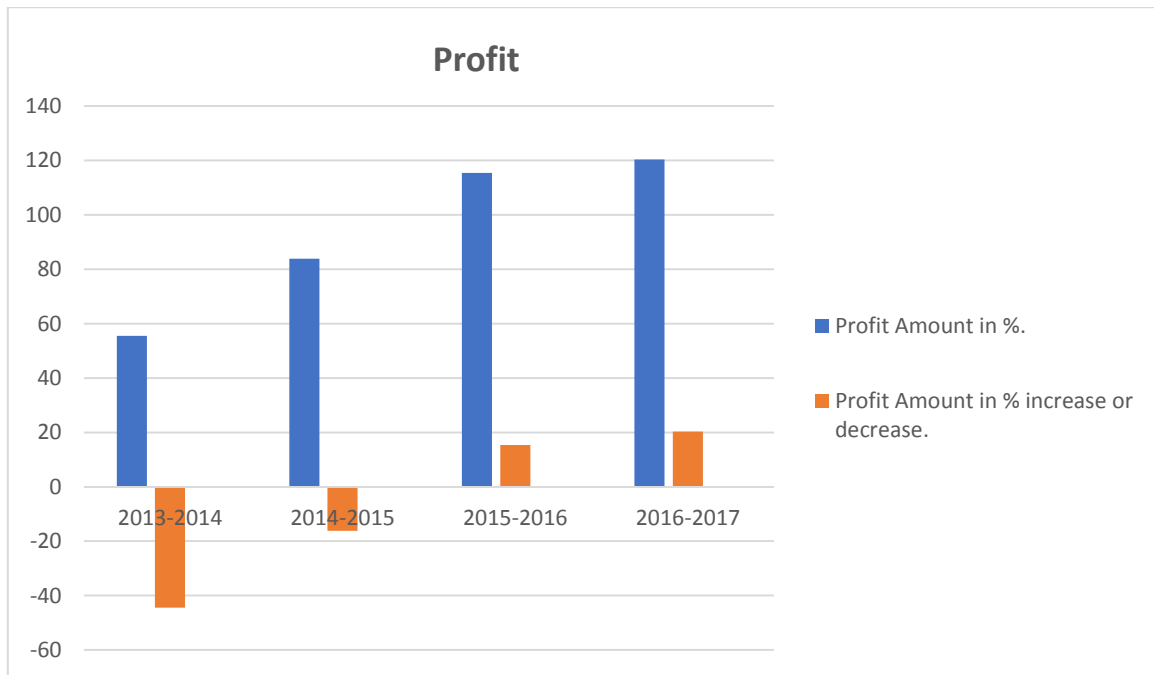
Sales have been increasing year by year. It is clear reflection that the company's new products having good market, and further it is noted that sales are also having upward trend which is a good movement. Further the company can deserve for the best profits for the next year which will be the results of companies marketing strategies.

**TABLE NO: 4.9****Table showing the Profit**

Year	Profit		
	Amount in (Rs)	Percentage (%)	% Increase or Decrease
2013-2014	21,74,19,744	55.53	-44.47
2014-2015	32,83,74,699	83.87	-16.13
2015-2016	45,18,76,451	115.42	15.42
2016-2017	471004737	120.30	20.30

### GRAPH NO: 4.9 (a)

#### Graph showing the Profit:



#### Interpretation:

From the above table we can interpret that the profit is highest in the year of 2016-2017 because of good sales planning of the company and also due to increased selling price per unit. Profit is low in the year 2013-2014 because of the introduction of new products. And then again, the profit is increased in year 2014-2015 due to increase in the sales and lower purchase cost. And there is increased profit in the year of 2015-2016 and 2016-2017 when compared to previous 2 years because of increased sales compared to previous years.

# **CHAPTER – 5**

## **Findings, Conclusion and Suggestions**

## 5.1 FINDINGS:

- ❖ Regarding the price of Mysore Sandal soap and other product it has been observed that the price is reasonable.
- ❖ There is employee union and a welfare fund are maintained for the wellbeing of the employee.
- ❖ Receivables management of the firm is too good as bad debts of concern are almost nil.
- ❖ The whole company is divided into various division and there are no inter departmental miss-understandings more over the functioning of the company is very smooth.
- ❖ The present market condition in which they are facing the competition.
- ❖ Garden in the company is well maintained to enable the employed to relax during the lunch hour.
- ❖ The activities of the company are decided according to their specialization and there is proper departmentation in KS&DL.
- ❖ From the study it is observed that the company does not maintain cost account except process costing.
- ❖ Here production is continuous process i.e., production runs for 24 hours a day and 365 days in a year uninterruptedly in order to meet requirements of public, employees in production department work in shifts.
- ❖ Sales for the product of KS&DL are high in Bangalore city.
- ❖ Production enjoiners are highly paid employees of the origination.
- ❖ The company will utilize the experience of the employees by keeping the labour turnover ratio at a minimum level.
- ❖ There is research and development department in the company.
- ❖ The expenditure of the firm is increasing in the past 5 years.

## 5.2 CONCLUSION:

Karnataka Soaps and detergent limited has dominated the market position in large and medium size rotating various types products from baby soaps to the perfume for over the years. It has built reputation and enjoys goodwill in domestic and foreign markets.

- The manager should utilize the techniques and the employees effectively.
- The price of the product in the company is not affordable to the lower level people.
- The quality and quantity of the product is satisfactory to the customer.
- The attitude and behavior of the employees towards the customer is satisfactory.
- Advertising the product has proven much effective and attractive only for a few products. It has to be made more effective for each and every product.
- Finally, whatever data collected regarding company performance shows good result and I wish to continue the same performance and provide the good services to our Karnataka public.

This project program was extremely beneficial to me because it helped to put more focus on the various activities in a work environment. This study helped me to gain more knowledge about the practice applications of costing technique. The experience, I am sure is going to prove as asset in my future endeavor.

### 5.3 SUGGESTIONS:

- ❖ Workers should be allowed in organization in decision-making.
- ❖ Transfer of office personnel to different department will lead to fall of progress in work. Hence transfer should be made according to their type of work knowledge in the organization.
- ❖ Appoint professionals in different fields of specialization.
- ❖ Increase the investment on research and development with sophisticated technology.
- ❖ Responsibility and authority should be delegated to different levels of management properly.
- ❖ Financial and non-financial rewards can also be given for the practicable solution to solve the serious problems faced by organization.
- ❖ The products prices are very high so if the company fixes the price at low than the sales may increase automatically.
- ❖ The company instead of following some old method of costing i.e., process costing, can go for new and advanced technique i.e. activity-based costing.
- ❖ It is suggested to reduce the material cost which occupied huge portion of product cost, by reducing importing behaviors to self-manufacturing systems.
- ❖ Today world witness's fast changes what is invested today may become outdated shortly or within small span of time. Hence it is suggested that the management of KS&DL phase out all obsolete machines and methods.
- ❖ KS&DL facing high competitions from various leading soaps companies. Therefore, it is essential for KS&DL should improve its sales promotion policies like other, in order to capture the market share and competition.
- ❖ The company does not advertise its products more, when compared to that of similar products of different companies.

## **BIBLIOGRAPHY**

- The impact of Cost Control on Manufacturing Industries Profitability Author: Siyanbola, Trimisiu and Raji, Gbolagade Mojeed Publication: Volume 2, NO.4, April 2013
- Cost Variability and Cost Behavior in Manufacturing Enterprises Author: Boris Popesko, peter Novak
- Budget Efficiency for Cost Control Purposes in Management Accounting System Author: Klychova G. S, Faskhutdinova M. S, Sadrieva E. R. Publication: Vol 5, No 24, November 2014
- The Relevance of Variance Analysis in Managerial Cost Control Author: Kabiru. DandagoandAbuh Adah Publication: Vol 2, No 1, 2013
- Cost Analysis and Control with Reference to Tata Motors Limited Author: Dr. Pandurang Korde Publication: Volume 5, Issue 5, May 2016
- Problems & Solutions Analysis for High-Speed Railway Cost Control Author: Yang Zhong Bo Publication: Vol.2, No.6, December 2012
- Application of ‘Cost-Volume-Profit’ Analysis in the Hotel Industry (Based on Survey Data of High-Ranking Hotels in the North-East Region of Bulgaria) Author: Assistant Professor Dragon Georgiev
- Cost Control and Accountability for Effective Budget Implementation. Author: Lawyer, Chukwuma Obara (PhD) Publication: Vol.5, No.21, 2014
- “Analysis of Financial statements of Indian industries.” Author: Dr. Pramod Kumar (Kumar, 1991) Publication: 1991
- “How to Control Production Costs” Author: Phil Carroll Publication: 1953
- Inventive modern-day cost management practices known to everyone as Chuck Author: Charles T. Horngren Publication: 2014
- conference proceeding (Stiglitz & Mathewson) Author: Spence (Spence, January, 1984)
- Estimation of operating and maintenance costs in the future Author: John Christian, Gillin, Amar Pandeya Publication: 1997
- Every cost is different, and only some should be evaluated for decision-making purposes Author: Compton and Brinker

- construction cost goes up in a project with the seven different mismanagement scenarios Author: Mikhail Chester and Chris Hendrickson
- Cost Analysis in Cooperative Sugar Mills in Tamil Nadu Author: Suresh, Samuel & Vanniarajan
- Aspects of reducing cost in banking sector Author: R K Uppal and Rimpi Kaur
- production cost is used in goods evaluation and profit growth Author: Stefania-Eliza and Florin
- cost assay on articulate antidiabetic drugs accessible in Indian bazaar biologic industry. Author: N. B. Jadhav (Jadhav, 2013)
- “Impact of cost control and cost reduction techniques on manufacturing sector” Author: Barbole and Yuvraj (BARBOLE A.N., June 2013)



**ANNEXURES:****STATEMENT OF PROFIT AND LOSS ACCOUNT FOR THE YEAR ENDED 31-3-2013, 31-3-2014, 31-3-2015, 31-3-2016 and 31-3-2017.**

<b>particulars</b>	<b>Amount as at 31-3-2013</b>	<b>Amount as at 31-3-2014</b>	<b>Amount as at 31-3-2015</b>
	(Rs)	(Rs)	(Rs)
<b>Revenue from Operations</b>	2,31,44,85,258	28,61,32,818	31,571,67,354
Less: Excise Duty	19,27,94,268	30,49,33,560	33,18,03,615
<b>Net Revenue from Operations</b>	2,12,16,90,990	2,55,71,99,258	2,82,53,63,739
Other Income	3,47,92,537	3,06,40,704	9,15,50,963
	2,15,64,83,526	2,58,78,39,962	2,91,69,14,702
<b>Expenses:</b>			
Cost of Materials Consumed	98,06,28,009	12,5,32,19,829	1,27,55,74,042
Purchase of Stock in Trade	9,05,90,549	434,91,858	3,16,80,271
Changes inventory of Finished Goods, work in progress and stock in trade	(9,33,92,325)	(7,05,68,751)	(1,23,53,006)
Employee Benefit Expenses	35,79,34,704	44,55,90,312	49,39,87,163
Finance Cost	11,57,983	-	31358
Depreciation	64,14,948	73,41,146	80,62,541
Other Expenses	42,46,17,551	51,04,35,222	55,81,61,384
Total Expenses	1,95,47,36,069	2,18,95,09,615	2,35,41,43,753
<b>Profit Before Exceptional and Extraordinary items and</b>	20,17,47,457	39,38,30,347	56,27,70,949

<b>tax</b>			
Provision for taxation			
Current tax	5,87,00,000	10,83,28,122	18,96,36,054
Prior period tax	-	3,83,56,890	5,53,30,221
Deferred tax liability	85,29,450	3,42,25,591	1,05,70,025
<b>Profit/(Loss) After Tax</b>	<b>13,45,18,037</b>	<b>21,74,19,744</b>	<b>32,83,74,699</b>
Earnings per share (Rs) Basic & Diluted	423	683	1032

**Profit/ Loss account as on 31-3-2016 and 31-3-2017:**

<b>Particulars</b>	<b>Amount as at 31-3-2016</b>	<b>Amount as at 31-3-2017</b>
	(Rs)	(Rs)
<b>Revenue from Operations</b>	3570263347	4118692228
Less: Excise Duty	391457367	451122681
<b>Net Revenue from Operations</b>	3178805980	3667569547
Other Income	42014368	66185101
	3220820347	3733754648
<b>Expenses:</b>		
Cost of Materials Consumed	1604403610	1565420225
Purchase of Stock in Trade	19651109	28126768
Changes in Inventory of Finished Goods, work in progress and stock in trade	(129211487)	91497342
Employee Benefit Expenses	487220141	553741174
Finance Cost	-	-

Depreciation	11688967	13824174
Other Expenses	561953527	625711494
Total Expenses	2555705866	3016685042
<b>Profit Before Exceptional and Extraordinary items and tax</b>	665114481	717069606
Provision for taxation		
Current Tax	221002485	239573687
Prior tax	-	20600537
Deferred tax liability	(7764455)	(14109355)
<b>Profit / (Loss) After Tax</b>	451876451	471004737
Earnings per share (Rs) Basic & Diluted	1420	1480

### BALANCE SHEET OF KS&DL

Particulars	Amount as at 31-3-2013 (Rs)	Amount as at 31-3-2014 (Rs)	Amount as at 31-3-2015 (Rs)
<b>LIABILITIES:</b>			
<b>Shareholders Fund</b>			
Share Capital	31,82,21,000	31,82,21,000	31,82,21,000
Reserves & Surplus	49,46,01,955	68,65,84,676	95,49,62,316
Revaluation of Land	-	7,75,85,91,370	7,75,85,91,370
<b>Non-Current Liabilities:</b>			
Long term Borrowings	8,35,06,504	835,06,504	3,50,00,000
Other Non-current liabilities	4,27,45,429	2,91,18,117	4,58,98,443
Long term Provisions	17,54,05,233	26,00,13,594	25,68,22,474
<b>Current Liabilities:</b>			
Short term Borrowings	-	-	-
Trade Payables	5,98,29,357	2,93,76,509	4,92,47,570
Other current Liabilities	16,70,55,833	16,37,48,690	31,49,79,855
Short term borrowings	14,66,71,937	16,12,72,037	26,92,15,234
<b>TOTAL</b>	<b>1,48,80,37,248</b>	<b>9,49,04,32,497</b>	<b>10,00,2938,262</b>
<b>ASSETS:</b>			
<b>Non-Current Assets:</b>			
Fixed Assets	9,69,57,604	7,85,53,06,061	7,85,27,71,403
Non-current Investments	11,00,00,100	20,00,00,100	23,00,00,100
Deferred Tax assets	5,40,41,821	1,98,16,230	3,03,86,255
Long Term Loans and Advances	8,64,92,136	10,78,25,720	17,54,41,070
Trade Receivables	1,99,05,141	81,12,093	2,96,49,908
<b>Current Assets:</b>			
Inventories	48,95,14,320	49,64,56,170	80,81,43,158
Trade Receivables	14,90,62,722	21,03,56,224	23,20,25,566
Cash and cash Equivalents	37,78,03,712	43,19,11,843	43,77,57,488
Short Term Loan & Advances	10,42,59,692	10,06,48,056	20,67,63,314

Other Current Assets	-	-	-
<b>TOTAL</b>	<b>1,48,80,37,248</b>	<b>9,49,04,32,497</b>	<b>10,00,29,38,262</b>

**BALANCE SHEET AS ON 31-3-2016 AND 31-3-2017**

<b>Particulars</b>	<b>Amount as at 31-3-2016 (Rs)</b>	<b>Amount as at 31-3-2017 (Rs)</b>
<b>LIABILITIES:</b>		
<b>Shareholders Fund</b>		
Share Capital	31,82,21,000	31,82,21,000
Reserves & Surplus	132,74,19,182	1723591979
Revaluation of Land	775,85,91,370	7758591370
<b>Non-Current Liabilities:</b>		
Long term Borrowings	3,50,00,000	3,50,00,000
Other Non-current liabilities	809,80,655	47836024
Long term Provisions	26,38,03,932	287296043
<b>Current Liabilities:</b>		
Short term Borrowings	-	-
Trade Payables	410,78,706	79704737
Other current Liabilities	35,17,52,094	354004874
Short term borrowings	31,73,76,083	338224146
<b>TOTAL</b>	<b>10,49,42,23,022</b>	<b>10942470173</b>
<b>ASSETS:</b>		
<b>Non-Current Assets:</b>		
Fixed Assets	785,47,03,587	7880164745
Non-current Investments	23,96,00,100	71729359
Deferred Tax assets	381,50,710	52260065
Long Term Loans and Advances	30,12,27,189	291568365
Trade Receivables	176,88,120	16923848
<b>Current Assets:</b>		
Inventories	105,96,69,174	1053863184
Trade Receivables	20,31,48,049	252260569

Cash and cash Equivalents	57,52,42,123	1051439256
Short Term Loan & Advances	20,47,93,970	272260782
Other Current Assets	-	-
<b>TOTAL</b>	<b>10,49,42,23,022</b>	<b>10942470173</b>

**COST SHEET AS ON 2016-2017:**

<b>Particulars</b>	<b>Amount in (Rs)</b>	<b>Amount in (Rs)</b>
Opening stock of raw materials	593717136	
Add- purchase of raw materials	1687226403	
Direct Wages (labour)	411923228	
Less- closing stock of raw materials	669123366	
<b>Prime cost (1)</b>		<b>2023743401</b>
Add: Factory overheads:		
Stores and spares consumed	11480754	
Power and fuel	6695358	
Carriage inwards	217358	
Processing charges	23408125	
Coal handling charges	621597	
Repairs and maintenance	1864772	
R&D	5445769	
<b>Total</b>		<b>109991952</b>
<b>Work cost incurred</b>		<b>2133735353</b>
Add: opening stock of WIP	47647612	
Less: closing stock of WIP	63640647	
<b>Work cost (2)</b>		<b>2117742318</b>
Add: Administration overheads:		
Repairs and maintenances (building and others)	11227174	
Office rents	6559268	
Insurance	4774614	
Rates and Taxes	17995364	
Printing and stationary	4286640	
Postage, telegram and telephone	3767798	
Remuneration to auditors	355132	
Travelling and conveyance expenses	48332427	
Board meeting expenses	99805	
Legal professional charges	8080225	

Vehicle maintenance	1175192	
Subscription to journals and periodicals	127571	
Memberships fees	210638	
Security charges	8390005	
<b>Total</b>	<b>115381853</b>	
Cost of Production (3)		<b>2233124171</b>
Add: Opening stock of finished goods	395154233	
Less: Closing stock of finished goods	319649925	
Cost of goods sold (4)		<b>2308628479</b>
Add: Selling and distribution overheads:		
Excise duty	37756620	
Carriage outwards	82235493	
Sales promotion and distribution	185917435	
Advertisement and Publicity	49165697	
Carriage and freight	23661137	
Octroi charges	7332929	
<b>Total</b>	<b>386069311</b>	
Cost of Sales (5)		<b>2694697790</b>
Profit (balancing figure)		<b>1423994438</b>
Sales		<b>4118692228</b>



**COST SHEET AS ON 2015-2016:**

<b>Particulars</b>	<b>Amount in (Rs)</b>	<b>Amount in (Rs)</b>
Opening stock of raw materials	47.855	
Add- purchase of raw materials	223.918	
Direct Wages (labour)	37.24	
Less- closing stock of raw materials	59.37	
<b>Prime cost (1)</b>		<b>249.643</b>
Add: Factory overheads:		
Stores and spares consumed	0.651	
Power and fuel	6.556	
Carriage inwards	0.034	
Processing charges	1.801	
Coal handling charges	0.055	
Repairs and maintenance	0.342	
R&D	0.533	
Total	9.972	
<b>Work cost incurred</b>		<b>259.615</b>
Add: opening stock of WIP	6.364	
Less: closing stock of WIP	6.328	
<b>Work cost (2)</b>		<b>259.651</b>
Add: Administration overheads:		
Repairs and maintenances (building and others)	0.598	
Office rents	0.563	
Insurance	0.448	
Rates and Taxes	0.93	
Printing and stationary	0.417	
Postage, telegram and telephone	0.329	
Remuneration to auditors	0.014	
Travelling and conveyance expenses	4.17	
Board meeting expenses	0.002	

Legal professional charges	0.587	
Vehicle maintenance	0.207	
Subscription to journals and periodicals	0.035	
Memberships fees	0.019	
Security charges	0.882	
Total	9.201	
Cost of Production (3)		<b>268.852</b>
Add: Opening stock of finished goods	28.074	
Less: Closing stock of finished goods	26.138	
Cost of goods sold (4)		<b>270.788</b>
Add: Selling and distribution overheads:		
Excise duty	39.145	
Carriage outwards	6.810	
Sales promotion and distribution	16.773	
Advertisement and Publicity	5.491	
Carriage and freight	2.044	
Octroi charges	0.733	
Total	70.996	
Cost of Sales (5)		<b>341.784</b>
Profit (balancing figure)		<b>15.242</b>
Sales		<b>357.026</b>

**COST SHEET AS ON 2014-2015:**

<b>Particulars</b>	<b>Amount in (Rs)</b>	<b>Amount in (Rs)</b>
Opening stock of raw materials	179225785	
Add- purchase of raw materials	1856670128	
Direct Wages (labour)	370135646	
Less- closing stock of raw materials	478559766	
<b>Prime cost (1)</b>		<b>1927471793</b>
Add: Factory overheads:		
Stores and spares consumed	4530469	
Power and fuel	48600102	
Carriage inwards	550025	
Processing charges	15990938	
Coal handling charges	527095	
Repairs and maintenance	2102262	
R&D	7850047	
Total	80150938	
<b>Work cost incurred</b>		<b>2007622731</b>
Add: opening stock of WIP	63284751	
Less: closing stock of WIP	48842531	
<b>Work cost (2)</b>		<b>2022064951</b>
Add: Administration overheads:		
Repairs and maintenances (building and others)	8176879	
Office rents	5743137	
Insurance	3262043	
Rates and Taxes	2599980	
Printing and stationary	3683847	
Postage, telegram and telephone	184765	
Remuneration to auditors	39753180	
Travelling and conveyance expenses	75088	
Board meeting expenses	5888927	
Legal professional charges	2117568	

Vehicle maintenance	249553	
Subscription to journals and periodicals	142454	
Memberships fees	7529463	
Security charges		
Total	88916041	
Cost of Production (3)		<b>2110980992</b>
Add: Opening stock of finished goods	253945635	
Less: Closing stock of finished goods	280740861	
Cost of goods sold (4)		<b>2137776218</b>
Add: Selling and distribution overheads:		
Excise duty	331803615	
Carriage outwards	58726068	
Sales promotion and distribution	177371446	
Advertisement and Publicity	89931760	
Carriage and freight	19308206	
Octroi charges	6590707	
Total	683731802	
Cost of Sales (5)		<b>2821508020</b>
Profit (balancing figure)		<b>335659334</b>
Sales		<b>3157167354</b>

**COST SHEET AS ON 2013-2014:**

<b>Particulars</b>	<b>Amount in (Rs)</b>	<b>Amount in (Rs)</b>
Opening stock of raw materials	242852687	
Add- purchase of raw materials	1410128089	
Direct Wages (labour)	323215198	
Less- closing stock of raw materials	179225785	
<b>Prime cost (1)</b>		<b>1796970189</b>
Add: Factory overheads:		
Stores and spares consumed	7523157	
Power and fuel	50980071	
Carriage inwards	154041	
Processing charges	11753475	
Coal handling charges	186229	
Repairs and maintenance	2995050	
R&D	5673752	
Total	79270775	
<b>Work cost incurred</b>		<b>1876240964</b>
Add: opening stock of WIP	27629242	
Less: closing stock of WIP	63284751	
<b>Work cost (2)</b>		<b>1876240964</b>
Add: Administration overheads:		
Repairs and maintenances (building and others)	51233803	
Office rents	5229541	
Insurance	2738015	
Rates and Taxes	7086525	
Printing and stationary	3095221	
Postage, telegram and telephone	3689247	
Remuneration to auditors	305995	
Travelling and conveyance expenses	40608813	
Board meeting expenses	60521	
Legal professional charges	7325070	

Vehicle maintenance	2218150	
Subscription to journals and periodicals	211995	
Memberships fees	207045	
Security charges	5524223	
Total	83424164	
Cost of Production (3)		<b>1924009619</b>
Add: Opening stock of finished goods	219032392	
Less: Closing stock of finished goods	253945635	
Cost of goods sold (4)		<b>1924009619</b>
Add: Selling and distribution overheads:		
Excise duty	304933560	
Carriage outwards	53137628	
Sales promotion and distribution	150236150	
Advertisement and Publicity	70664438	
Carriage and freight	18416029	
Octroi charges	5421533	
Total	602809338	
Cost of Sales (5)		<b>2491905714</b>
Profit (balancing figure)		<b>370227104</b>
Sales		<b>2862132818</b>

**COST SHEET AS ON 2012-2013:**

<b>Particulars</b>	<b>Amount in (Rs)</b>	<b>Amount in (Rs)</b>
Opening stock of raw materials	185180599	
Add- purchase of raw materials	1226935401	
Direct Wages (labour)	303582805	
Less- closing stock of raw materials	24852687	
<b>Prime cost (1)</b>		<b>1472846118</b>
Add: Factory overheads:		
Stores and spares consumed	8714698	
Power and fuel	36072922	
Carriage inwards	221106	
Processing charges	9851032	
Coal handling charges	324301	
Repairs and maintenance	371184	
R&D	7712402	
Total	63267645	
<b>Work cost incurred</b>		<b>1536113763</b>
Add: opening stock of WIP	22921163	
Less: closing stock of WIP	27629242	
<b>Work cost (2)</b>		<b>1531405684</b>
Add: Administration overheads:		
Repairs and maintenances (building and others)	8534912	
Office rents	4816392	
Insurance	2068223	
Rates and Taxes	5376525	
Printing and stationary	2454999	
Postage, telegram and telephone	4117125	
Remuneration to auditors	307848	
Travelling and conveyance expenses	37719945	
Board meeting expenses	29382	
Legal professional charges	5485694	

Vehicle maintenance	2567243	
Subscription to journals and periodicals	233830	
Memberships fees	161656	
Security charges	4819205	
Total	78692979	
Cost of Production (3)		<b>16100986683</b>
Add: Opening stock of finished goods	317132795	
Less: Closing stock of finished goods	219032392	
Cost of goods sold (4)		<b>1708199066</b>
Add: Selling and distribution overheads:		
Excise duty	192794268	
Carriage outwards	45404667	
Sales promotion and distribution	152276263	
Advertisement and Publicity	42700589	
Carriage and freight	16457515	
Octroi charges	5263306	
Total	454896608	
Cost of Sales (5)		<b>2163095674</b>
Profit (balancing figure)		<b>148137123</b>
Sales		<b>2311232797</b>





ACHARYA INSTITUTE OF TECHNOLOGY  
DEPARTMENT OF MBA  
INTERNSHIP WEEKLY REPORT  
(1AY16MBA25)

Name of the Student: HARSHA H S

Internal Guide: Dr. G. RAMANAIAH

USN No: 1AY16MBA25

Specialization: CORE FINANCE


Title of the Project: COST CONTROL ANALYSIS

Company Name: KARNATAKA SOAPS & DETERGENTS LIMITED


Company Address: #27, Industrial Suburb, Bangalore-pune Highway,  
Rajajinagar, Bangalore-560055.

Week	Work undertaken	External Guide Signature	Internal Guide Signature
1 Week	Understanding structure, culture and functioning of the organization		
2 Week	Training period: understanding the financial products and services of the company		
3 Week	Training period: Knowledge about the performance of the live stock market		
4 Week	Presentation of the research instrument		
5 Week	Collecting the primary and secondary data required for the research		

6 Week	Data collection	T/Kand	h
7 Week	Analysis of data collected by various statistical tools	T/Kand	h
8 Week	Analysis interpret, findings, giving conclusion, suggestions	T/Kand	h
9 Week	Preparation of the final report	T/Kand	h
10 Week	Submission of final report	T/Kand	h

Internal guide 

HOD  17/4/18





ACHARYA INSTITUTE OF TECHNOLOGY  
DEPARTMENT OF MBA  
INTERNSHIP WEEKLY REPORT  
(1AY16MBA25)

Name of the Student: HARSHA H S

Internal Guide: Dr. G. RAMANAIAH

USN No: 1AY16MBA25

Specialization: CORE FINANCE


Title of the Project: COST CONTROL ANALYSIS

Company Name: KARNATAKA SOAPS & DETERGENTS LIMITED

Company Address: #27, Industrial Suburb, Bangalore-pune Highway,  
Rajajinagar, Bangalore-560055.

Week	Work undertaken	External Guide Signature	Internal Guide Signature
1 Week	Understanding structure, culture and functioning of the organization		
2 Week	Training period: understanding the financial products and services of the company		
3 Week	Training period: Knowledge about the performance of the live stock market		
4 Week	Presentation of the research instrument		
5 Week	Collecting the primary and secondary data required for the research		

6 Week	Data collection	T/K	h
7 Week	Analysis of data collected by various statistical tools	T/K	h
8 Week	Analysis interpret, findings, giving conclusion, suggestions	T/K	h
9 Week	Preparation of the final report	T/K	h
10 Week	Submission of final report	T/K	h

Internal guide 

HOD  17/4/18

