

CBCS SCHEME

18ME71



Seventh Semester B.E. Degree Examination, June/July 2024 Control Engineering

Time: 3 hrs.

Max. Marks: 100

Note: Answer any FIVE full questions, choosing ONE full question from each module.

Module-1

- 1 a. Describe the classification of control systems. (08 Marks)
- b. Enumerate the difference between open loop and closed loop control systems. (06 Marks)
- c. Explain PID controllers with characteristic curves. (06 Marks)

OR

- 2 a. Explain the models of mechanical systems. (06 Marks)
- b. With a neat block diagram, explain the working of automatic electric iron. (06 Marks)
- c. Derive an expression for transfer function of armature controlled DC motor. (08 Marks)

Module-2

- 3 a. Explain the standard test inputs. (08 Marks)
- b. Define order and type of a system. (04 Marks)
- c. The response of a system subjected to a unit step input is $C(t) = 1 + 0.2e^{-60t} - 1.2e^{-10t}$. Obtain the expression for the closed loop transfer function. Also determine the undamped natural frequency and damping ratio of the system. (08 Marks)

OR

- 4 a. Derive the relation for transient response of a second order system. (10 Marks)
- b. For the control system shown in Fig. Q4 (b), find the percentage overshoot and settling time for a unit step input.




Fig. Q4 (b)

(10 Marks)

Module-3

- 5 a. For the system shown in Fig. Q5 (a), determine closed loop transfer function.

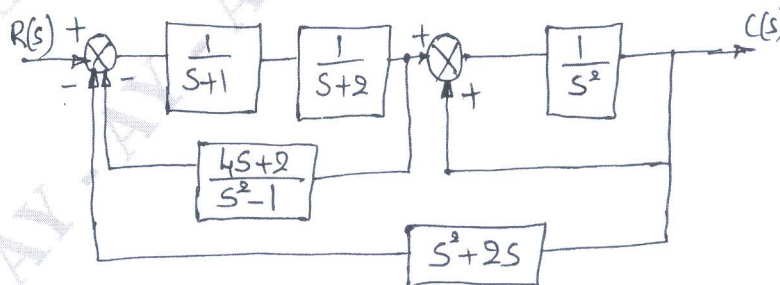


Fig. Q5 (a)

(10 Marks)

Important Note : 1. On completing your answers, compulsorily draw diagonal cross lines on the remaining blank pages.
2. Any revealing of identification, appeal to evaluator and /or equations written eg. 42+8 = 50, will be treated as malpractice.

- b. Find the transfer function for the signal flow graph shown in Fig. Q5 (b), if $G_1 = 5$, $G_2 = G_4 = 10$, $G_3 = 1$, $G_5 = 2$, $H_1 = 1$, $H_2 = 2$, $H_3 = 0.5$ and $H_4 = 1$.

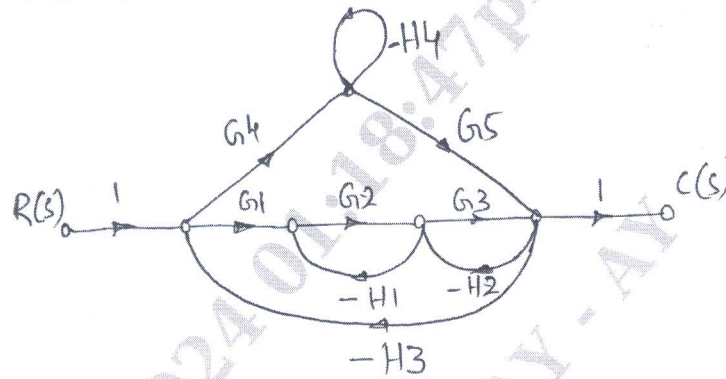


Fig. Q5 (b)

(10 Marks)

OR

- 6 a. Draw the signal flow graph for the given block diagram shown in Fig. Q6 (a) and find its control ratio using Mason's gain formula.

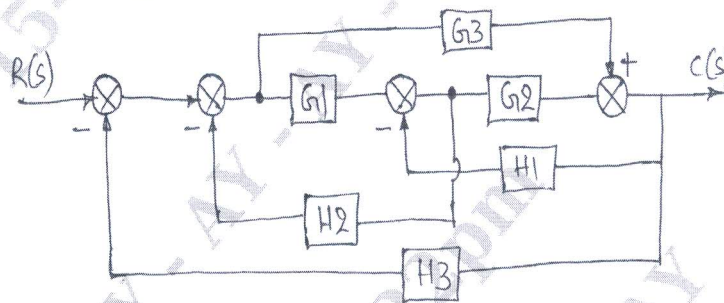


Fig. Q6 (a)

(10 Marks)

- b. Reduce the block diagram shown in Fig. Q6 (b) to its simplest possible form and find its closed loop transfer function.

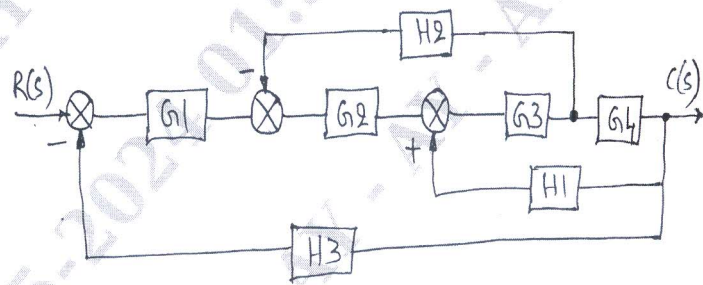


Fig. Q6 (b)

(10 Marks)

Module-4

- 7 a. Comment on the stability of the system for the characteristic equation $s^5 + 4s^4 + 8s^3 + 8s^2 + 7s + 4 = 0$, by Routh-Hurwitz criterion. (07 Marks)
- b. By applying RH criterion, discuss the stability of the closed loop system as a function of K for the following open loop transfer function, (07 Marks)

$$G(s)H(s) = \frac{K(s+1)}{s(s-1)(s^2 + 4s + 16)}$$

(07 Marks)

- c. Explain break away point and break in point in root locus. (06 Marks)

(06 Marks)

OR

- 8 Construct a root locus for the open loop transfer function, $G(s)H(s) = \frac{k(s+2)}{s(s+1)(s+8)}$. (20 Marks)

Module-5

- 9 a. Sketch the Polar plot for the transfer function, $G(s) = \frac{10}{s(s+1)(s+2)}$. (08 Marks)
- b. Using Nyquist criterion, investigate the stability of a system whose open loop transfer function is $G(s)H(s) = \frac{K}{(s+1)(s+2)(s+3)}$. (12 Marks)

OR

- 10 a. Explain gain margin and phase margin with sketches. (04 Marks)
- b. Sketch the Bode plot for the transfer function,

$$G(s) = \frac{Ks^2}{(1+0.02s)(1+0.2s)}$$

- Determine the value of K, for the gain cross over frequency to be 5 rad/sec. (16 Marks)
