

# CBCS SCHEME

--	--	--	--	--	--	--	--	--	--

18ME71

## Seventh Semester B.E. Degree Examination, Jan./Feb. 2023 Control Engineering

Time: 3 hrs.

Max. Marks: 100

*Note: Answer any FIVE full questions, choosing ONE full question from each module.*

### Module-1

- 1 a. With a block diagram, explain automobile speed closed control system. (10 Marks)
- b. List and explain requirements of an ideal control system. (10 Marks)

OR

- 2 a. Explain: (i) Proportional controller (ii) Derivative controller (10 Marks)
- b. Obtain transfer function for armature controlled D-C motor. (10 Marks)

### Module-2

- 3 a. Explain typical test signals in control system. (10 Marks)
- b. Determine order and type for open and closed loop control system as shown in Fig.Q3(b). (10 Marks)

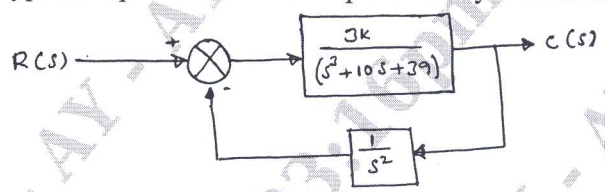


Fig.Q3(b)

(10 Marks)

OR

- 4 a. Define: (10 Marks)
- (i) Delay time (ii) Rise time (iii) Peak time
- (iv) Maximum overshoot (v) Setting time

b. A unity feedback system is characterized by open loop transfer function  $G(s) = \frac{16}{s^2 + 2s + 16}$ .

Determine the following when the system subjected to unit step input :

- (i) Undamped natural frequency (ii) Damping ratio (iii) Peak overshoot
- (iv) Peak time (v) Settling time (10 Marks)

### Module-3

- 5 a. Reduce the block diagram as shown in Fig.Q5(a) to simple form and find transfer function:

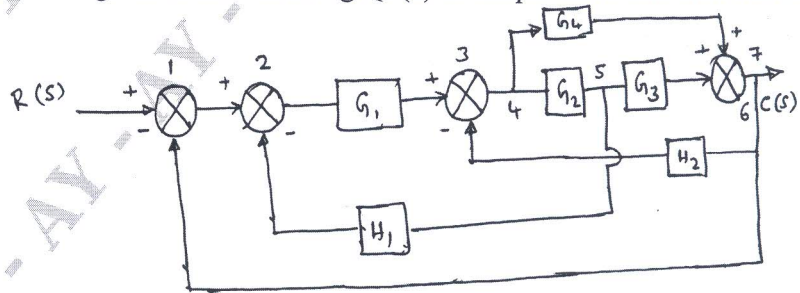


Fig.Q5(a)

(10 Marks)

Important Note : 1. On completing your answers, compulsorily draw diagonal cross lines on the remaining blank pages.  
2. Any revealing of identification, appeal to evaluator and /or equations written eg, 42+8 = 50, will be treated as malpractice.

- b. Obtain transfer function of block diagram shown in Fig.Q5(b) by reduction technique.

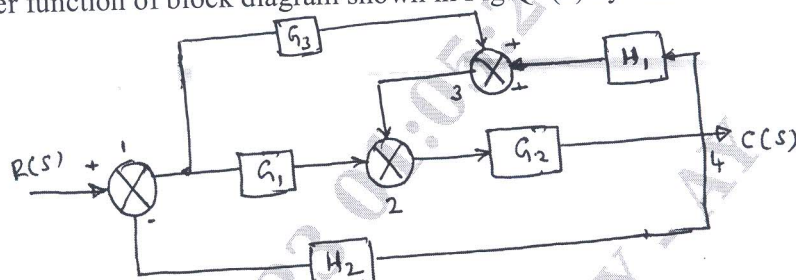


Fig.Q5(b)

(10 Marks)

OR

- 6 a. For the system shown in Fig.Q6(a), determine  $\frac{C(s)}{R(s)}$  using Mason's gain formula.

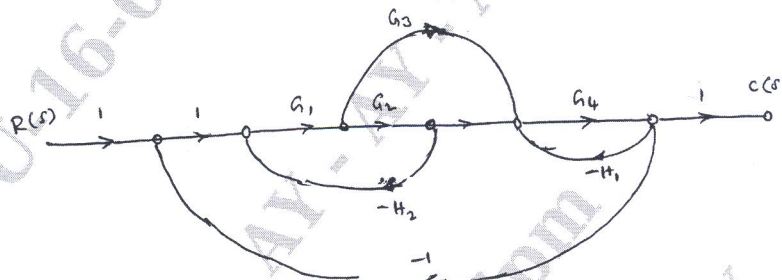


Fig.Q6(a)

(10 Marks)

- b. Using SFG and Mason's gain formula, obtain the overall transfer function of system shown in Fig.Q6(b).

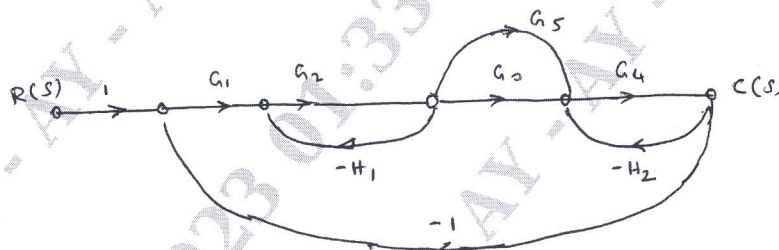


Fig.Q6(b)

(10 Marks)

**Module-4**

- 7 a. Applying Routh criterion, discuss the stability of closed loop system as function for open loop transfer function:

$$G(s)H(s) = \frac{K(s+1)}{s(s-1)(s^2+4s+16)} \quad (10 \text{ Marks})$$

- b. Investigate the stability of system using Routh Hurwitz criterion having characteristic equation  $s^5 + 4s^4 + 12s^3 + 20s^2 + 30s + 100 = 0$  (10 Marks)

OR

- 8 Sketch the root locus for negative feedback system whose open loop transfer function is

$$G(s)H(s) = \frac{K}{s(s+3)(s^2+3s+4.5)} \quad (20 \text{ Marks})$$

Module-5

- 9 a. Sketch polar plot for transfer function  $G(s) = \frac{10}{s(s+1)(s+2)}$ . (10 Marks)
- b. Open loop function control system  $G(s)H(s) = \frac{1}{s^2(s+2)}$ , sketch Nyquist plot and ascertain stability. (10 Marks)

OR

- 10 A unity feedback control system has  $G(s) = \frac{80}{s(s+2)(s+20)}$ . Draw the Bode plot if phase cross over occur at  $\omega = 6.35$  rad/sec, find the corresponding gain margin. (20 Marks)

\*\*\*\*\*