

CBCS SCHEME

USN

--	--	--	--	--	--	--	--	--	--

17AU82

Eighth Semester B.E. Degree Examination, Jan./Feb. 2023

Mechanical Vibrations

Time: 3 hrs.

Max. Marks: 100

Note: Answer any FIVE full questions, choosing ONE full question from each module.

Module-1

- Explain the following terms:
 - Causes of vibration
 - Control of vibration
 - Beats phenomenon

(06 Marks)
 - Superimpose the Harmonic motions analytically:
 $x_1 = 2 \cos(\omega_n t + 0.5)$, $x_2 = 5 \sin(\omega_n t + 1.0)$

(14 Marks)

OR

- Determine the natural frequency of simple pendulum :
 - Neglecting the mass of rod by energy method
 - Considering the mass of rod by Newton's method

(10 Marks)
 - A block of mass 0.05 kg of suspended from a spring having a stiffness of 25 N/m. The block is displaced downward from its equilibrium position through a distance of 2 cm and released with an upward velocity of 3 cm/sec. Determine:
 - Natural frequency
 - Period of oscillation
 - Maximum amplitude of vibration
 - Maximum velocity
 - Maximum acceleration
 - Phase angle

(10 Marks)

Module-2

- Determine suitable expression for equation of motion of the damped vibrating system as shown in Fig.Q3(a). Find the critical damping coefficients, when $a = 0.10$ m, $b = 0.13$ m, $K = 4900$ N/m and $M = 1.5$ kg.

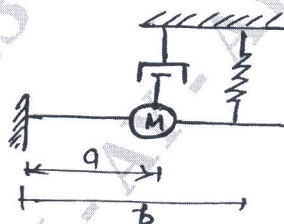


Fig.Q3(a)

(10 Marks)

- Derive the expression of logarithmic decrement. Show that $\sigma = \frac{1}{n} \log_e \frac{X_0}{X_n}$, where 'X₀' is amplitude at particular maximum and X_n is amplitude after 'n' cycles.

(10 Marks)

OR

- A steel shaft of diameter 2.5 cm and length 1 m is supported at the two ends in bearings. It carries a turbine disc of mass 20 kg and eccentricity 0.005 m, at the middle and operates at 6000 rpm. The damping in the system is equivalent to viscous damping with $\xi = 0.01$. Determine the whirl amplitude of disc at: (i) Operating speed (ii) Critical speed (iii) 1.5 times critical speed. Take $E = 207$ GPa.

(10 Marks)
 - Obtain an expression for whirling of shaft with air damping.

(10 Marks)

Module-3

- 5 a. A mass of 100 kg been mounted on a spring dashpot system having spring stiffness of 19600 N/m and the damping coefficient of 100 N.sec/m. The mass is acted upon by harmonic force of 39 N at the undamped natural frequency of the system. Determine:
- Amplitude of vibration of the mass
 - Phase difference between force and displacement
 - Force transmissibility ratio
- (12 Marks)
- b. Explain the following terms: (i) Vibration isolation (ii) Transmissibility (08 Marks)

OR

- 6 a. A mass of 6 kg suspended by a spring of stiffness 1180 N/m is forced to vibrate by the harmonic force 10 N. Assuming viscous damping coefficients of 85 Nsec/m. Determine:
- Resonant frequency
 - Amplitude at resonance
 - Phase angle at resonance
 - Frequency corresponding to the peak amplitude
 - Peak amplitude and phase angle corresponding to the peak amplitude
- (12 Marks)
- b. Show that providing damping in vibration isolation is not useful when the frequency ratio is more than 1.414 or $\sqrt{2}$. (08 Marks)

Module-4

- 7 a. Explain the following terms:
- Semi-definite system
 - Coordinate coupling
 - Vibration absorber
- (12 Marks)
- b. Use Lagrange's equation to find the natural frequency and amplitude ratio of the system shown in Fig.Q7(b).

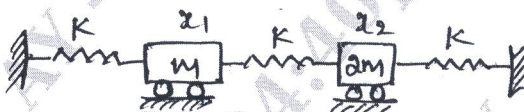


Fig.Q7(b)

(08 Marks)

OR

- 8 a. What do you understand by seismic instrument? Explain the theory of seismic instrument giving the conditions under which the instrument can be used as an accelerometer and as vibrometer. (10 Marks)
- b. An accelerometer with a damped natural frequency of vibration of 160 Hz has a suspended mass of 0.02 kg. When it is mounted on an engine, which is undergoing an acceleration of 10 m/sec^2 at an operating speed of 6500 rpm, the acceleration records in the instrument is 9.75 m/sec^2 . Determine damping constant and spring stiffness of the accelerometer. (10 Marks)

Module-5

- 9 Using Holzer method, find the natural frequencies of the system as shown in Fig.Q9. Assume $m_1 = m_2 = m_3 = 1 \text{ kg}$ and $K_1 = K_2 = K_3 = 1 \text{ N/m}$.

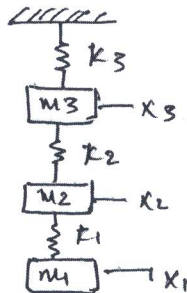


Fig.Q9

(20 Marks)

OR

- 10 a. Determine the natural frequencies of spring mass system in Fig.Q10(a) by Dunkerley's method.

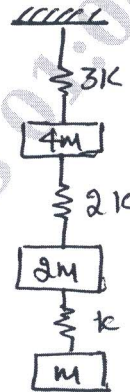


Fig.Q10(a)

(10 Marks)

- b. Determine the influence coefficients of triple pendulum shown in Fig.Q10(b).

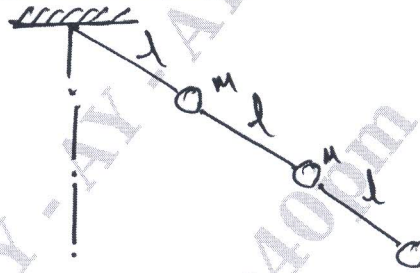


Fig.Q10(b)

(10 Marks)
